

ARREST REPORT FOR BUTTE COUNTY

8/03/2016

For the month of November 2014

The following is a statistical report of the arrests for the month of November 2014 as obtained by California Crime Reports from United Reporting Publishing Corporation.

Table Of Contents

ABOUT THE PUBLISHER	12
HOW TO READ THIS REPORT	12
REPORT DISCLAIMER	13
ALL ARRESTS (COUNTY AND CITY) FOR THE MONTH OF NOVEMBER 2014	14
Total Number of Arrests	14
Average Arrests by Day	14
Arrests by Gender, Race, Age, and Felony vs. Misdemeanor	14
ARRESTS FOR THE CRIME OF 'ASSAULT (F)' FOR THE MONTH OF NOVEMBER 2014	16
Total Number of Arrests	16
Average Arrests by Day	16
Arrests by Gender, Race, and Age	16
ARRESTS FOR THE CRIME OF 'BURGLARY (F)' FOR THE MONTH OF NOVEMBER 2014	18
Total Number of Arrests	18
Average Arrests by Day	18
Arrests by Gender, Race, and Age	18
ARRESTS FOR THE CRIME OF 'THEFT (F)' FOR THE MONTH OF NOVEMBER 2014	20
Total Number of Arrests	20
Average Arrests by Day	20
Arrests by Gender, Race, and Age	20
ARRESTS FOR THE CRIME OF 'MOTOR VEHICLE THEFT (F)' FOR THE MONTH OF NOVEMBER 2014	22
Total Number of Arrests	22
Average Arrests by Day	22
Arrests by Gender, Race, and Age	22
ARRESTS FOR THE CRIME OF 'FORGERY, CHECK, AND ACCESS CARDS (F)' FOR THE MONTH OF NOVEMBER 2014	24
Total Number of Arrests	24
Average Arrests by Day	24
Arrests by Gender, Race, and Age	24
ARRESTS FOR THE CRIME OF 'NARCOTIC (F)' FOR THE MONTH OF NOVEMBER 2014	26
Total Number of Arrests	26
Average Arrests by Day	26
Arrests by Gender, Race, and Age	26
ARRESTS FOR THE CRIME OF 'MARIJUANA (F)' FOR THE MONTH OF NOVEMBER 2014	28
Total Number of Arrests	28
Average Arrests by Day	28
Arrests by Gender, Race, and Age	28
ARRESTS FOR THE CRIME OF 'DANGEROUS DRUG (F)' FOR THE MONTH OF NOVEMBER 2014	30

Total Number of Arrests	30
Average Arrests by Day	30
Arrests by Gender, Race, and Age	30
ARRESTS FOR THE CRIME OF 'ALL OTHER DRUG OFFENSES (F)' FOR THE MONTH OF NOVEMBER 2014	32
Total Number of Arrests	32
Average Arrests by Day	32
Arrests by Gender, Race, and Age	32
ARRESTS FOR THE CRIME OF 'LEWD OR LASCIVIOUS (F)' FOR THE MONTH OF NOVEMBER 2014	34
Total Number of Arrests	34
Average Arrests by Day	34
Arrests by Gender, Race, and Age	34
ARRESTS FOR THE CRIME OF 'DRIVING UNDER THE INFLUENCE (F)' FOR THE MONTH OF NOVEMBER 2014	36
Total Number of Arrests	36
Average Arrests by Day	36
Arrests by Gender, Race, and Age	36
ARRESTS FOR THE CRIME OF 'HIT-AND-RUN (F)' FOR THE MONTH OF NOVEMBER 2014	38
Total Number of Arrests	38
Average Arrests by Day	38
Arrests by Gender, Race, and Age	38
ARRESTS FOR THE CRIME OF 'ALL OTHER FELONY OFFENSES (F)' FOR THE MONTH OF NOVEMBER 2014	40
Total Number of Arrests	40
Average Arrests by Day	40
Arrests by Gender, Race, and Age	40
ARRESTS FOR THE CRIME OF 'ASSAULT AND BATTERY (M)' FOR THE MONTH OF NOVEMBER 2014	42
Total Number of Arrests	42
Average Arrests by Day	42
Arrests by Gender, Race, and Age	42
ARRESTS FOR THE CRIME OF 'PETTY THEFT (M)' FOR THE MONTH OF NOVEMBER 2014	44
Total Number of Arrests	44
Average Arrests by Day	44
Arrests by Gender, Race, and Age	44
ARRESTS FOR THE CRIME OF 'CHECKS AND ACCESS CARDS (M)' FOR THE MONTH OF NOVEMBER 2014	46
Total Number of Arrests	46
Average Arrests by Day	46
Arrests by Gender, Race, and Age	46
ARRESTS FOR THE CRIME OF 'MARIJUANA (M)' FOR THE MONTH OF NOVEMBER 2014	48
Total Number of Arrests	48

Average Arrests by Day	48
Arrests by Gender, Race, and Age	48
ARRESTS FOR THE CRIME OF 'OTHER DRUGS (M)' FOR THE MONTH OF NOVEMBER 2014	50
Total Number of Arrests	50
Average Arrests by Day	50
Arrests by Gender, Race, and Age	50
ARRESTS FOR THE CRIME OF 'DRUNK (M)' FOR THE MONTH OF NOVEMBER 2014	52
Total Number of Arrests	52
Average Arrests by Day	52
Arrests by Gender, Race, and Age	52
ARRESTS FOR THE CRIME OF 'LIQUOR LAWS (M)' FOR THE MONTH OF NOVEMBER 2014	54
Total Number of Arrests	54
Average Arrests by Day	54
Arrests by Gender, Race, and Age	54
ARRESTS FOR THE CRIME OF 'DISORDERLY CONDUCT (M)' FOR THE MONTH OF NOVEMBER 2014	56
Total Number of Arrests	56
Average Arrests by Day	56
Arrests by Gender, Race, and Age	56
ARRESTS FOR THE CRIME OF 'DISTURBING THE PEACE (M)' FOR THE MONTH OF NOVEMBER 2014	58
Total Number of Arrests	58
Average Arrests by Day	58
Arrests by Gender, Race, and Age	58
ARRESTS FOR THE CRIME OF 'MALICIOUS MISCHIEF (M)' FOR THE MONTH OF NOVEMBER 2014	60
Total Number of Arrests	60
Average Arrests by Day	60
Arrests by Gender, Race, and Age	60
ARRESTS FOR THE CRIME OF 'VANDALISM (M)' FOR THE MONTH OF NOVEMBER 2014	62
Total Number of Arrests	62
Average Arrests by Day	62
Arrests by Gender, Race, and Age	62
ARRESTS FOR THE CRIME OF 'TRESPASSING (M)' FOR THE MONTH OF NOVEMBER 2014	64
Total Number of Arrests	64
Average Arrests by Day	64
Arrests by Gender, Race, and Age	64
ARRESTS FOR THE CRIME OF 'DRIVING UNDER THE INFLUENCE (M)' FOR THE MONTH OF NOVEMBER 2014	66
Total Number of Arrests	66
Average Arrests by Day	66

Arrests by Gender, Race, and Age	66
ARRESTS FOR THE CRIME OF 'GLUE SNIFFING (M)' FOR THE MONTH OF NOVEMBER 2014	68
Total Number of Arrests	68
Average Arrests by Day	68
Arrests by Gender, Race, and Age	68
ARRESTS FOR THE CRIME OF 'SELECTED TRAFFIC VIOLATIONS (M)' FOR THE MONTH OF NOVEMBER 2014	70
Total Number of Arrests	70
Average Arrests by Day	70
Arrests by Gender, Race, and Age	70
ARRESTS FOR THE CRIME OF 'ALL OTHER MISDEMEANOR OFFENSES (M)' FOR THE MONTH OF NOVEMBER 2014	72
Total Number of Arrests	72
Average Arrests by Day	72
Arrests by Gender, Race, and Age	72
ARRESTS IN BUTTE COUNTY FOR THE MONTH OF NOVEMBER 2014	74
Total Number of Arrests	74
Average Arrests by Day	74
Arrests by Gender, Race, Age, and Felony vs. Misdemeanor	74
ARRESTS IN BUTTE COUNTY FOR THE CRIME OF 'ASSAULT (F)' FOR THE MONTH OF NOVEMBER 2014	76
Total Number of Arrests	76
Average Arrests by Day	76
Arrests by Gender, Race, and Age	76
ARRESTS IN BUTTE COUNTY FOR THE CRIME OF 'BURGLARY (F)' FOR THE MONTH OF NOVEMBER 2014	78
Total Number of Arrests	78
Average Arrests by Day	78
Arrests by Gender, Race, and Age	78
ARRESTS IN BUTTE COUNTY FOR THE CRIME OF 'THEFT (F)' FOR THE MONTH OF NOVEMBER 2014	80
Total Number of Arrests	80
Average Arrests by Day	80
Arrests by Gender, Race, and Age	80
ARRESTS IN BUTTE COUNTY FOR THE CRIME OF 'MOTOR VEHICLE THEFT (F)' FOR THE MONTH OF NOVEMBER 2014	82
Total Number of Arrests	82
Average Arrests by Day	82
Arrests by Gender, Race, and Age	82
ARRESTS IN BUTTE COUNTY FOR THE CRIME OF 'FORGERY, CHECK, AND ACCESS CARDS (F)' FOR THE MONTH OF NOVEMBER 2014	84
Total Number of Arrests	84
Average Arrests by Day	84
Arrests by Gender, Race, and Age	84
ARRESTS IN BUTTE COUNTY FOR THE CRIME OF 'NARCOTIC (F)' FOR THE MONTH OF NOVEMBER 2014	86

Total Number of Arrests	86
Average Arrests by Day	86
Arrests by Gender, Race, and Age	86
ARRESTS IN BUTTE COUNTY FOR THE CRIME OF 'MARIJUANA (F)' FOR THE MONTH OF NOVEMBER 2014	88
Total Number of Arrests	88
Average Arrests by Day	88
Arrests by Gender, Race, and Age	88
ARRESTS IN BUTTE COUNTY FOR THE CRIME OF 'DANGEROUS DRUG (F)' FOR THE MONTH OF NOVEMBER 2014	90
Total Number of Arrests	90
Average Arrests by Day	90
Arrests by Gender, Race, and Age	90
ARRESTS IN BUTTE COUNTY FOR THE CRIME OF 'ALL OTHER DRUG OFFENSES (F)' FOR THE MONTH OF NOVEMBER 2014	92
Total Number of Arrests	92
Average Arrests by Day	92
Arrests by Gender, Race, and Age	92
ARRESTS IN BUTTE COUNTY FOR THE CRIME OF 'DRIVING UNDER THE INFLUENCE (F)' FOR THE MONTH OF NOVEMBER 2014	94
Total Number of Arrests	94
Average Arrests by Day	94
Arrests by Gender, Race, and Age	94
ARRESTS IN BUTTE COUNTY FOR THE CRIME OF 'HIT-AND-RUN (F)' FOR THE MONTH OF NOVEMBER 2014	96
Total Number of Arrests	96
Average Arrests by Day	96
Arrests by Gender, Race, and Age	96
ARRESTS IN BUTTE COUNTY FOR THE CRIME OF 'ALL OTHER FELONY OFFENSES (F)' FOR THE MONTH OF NOVEMBER 2014	98
Total Number of Arrests	98
Average Arrests by Day	98
Arrests by Gender, Race, and Age	98
ARRESTS IN BUTTE COUNTY FOR THE CRIME OF 'ASSAULT AND BATTERY (M)' FOR THE MONTH OF NOVEMBER 2014	100
Total Number of Arrests	100
Average Arrests by Day	100
Arrests by Gender, Race, and Age	100
ARRESTS IN BUTTE COUNTY FOR THE CRIME OF 'MARIJUANA (M)' FOR THE MONTH OF NOVEMBER 2014	102
Total Number of Arrests	102
Average Arrests by Day	102
Arrests by Gender, Race, and Age	102
ARRESTS IN BUTTE COUNTY FOR THE CRIME OF 'OTHER DRUGS (M)' FOR THE MONTH OF NOVEMBER 2014	104
Total Number of Arrests	104

Average Arrests by Day	104
Arrests by Gender, Race, and Age	104
ARRESTS IN BUTTE COUNTY FOR THE CRIME OF 'DRUNK (M)' FOR THE MONTH OF NOVEMBER 2014	106
Total Number of Arrests	106
Average Arrests by Day	106
Arrests by Gender, Race, and Age	106
ARRESTS IN BUTTE COUNTY FOR THE CRIME OF 'LIQUOR LAWS (M)' FOR THE MONTH OF NOVEMBER 2014	108
Total Number of Arrests	108
Average Arrests by Day	108
Arrests by Gender, Race, and Age	108
ARRESTS IN BUTTE COUNTY FOR THE CRIME OF 'DISTURBING THE PEACE (M)' FOR THE MONTH OF NOVEMBER 2014	110
Total Number of Arrests	110
Average Arrests by Day	110
Arrests by Gender, Race, and Age	110
ARRESTS IN BUTTE COUNTY FOR THE CRIME OF 'MALICIOUS MISCHIEF (M)' FOR THE MONTH OF NOVEMBER 2014	112
Total Number of Arrests	112
Average Arrests by Day	112
Arrests by Gender, Race, and Age	112
ARRESTS IN BUTTE COUNTY FOR THE CRIME OF 'TRESPASSING (M)' FOR THE MONTH OF NOVEMBER 2014	114
Total Number of Arrests	114
Average Arrests by Day	114
Arrests by Gender, Race, and Age	114
ARRESTS IN BUTTE COUNTY FOR THE CRIME OF 'DRIVING UNDER THE INFLUENCE (M)' FOR THE MONTH OF NOVEMBER 2014	116
Total Number of Arrests	116
Average Arrests by Day	116
Arrests by Gender, Race, and Age	116
ARRESTS IN BUTTE COUNTY FOR THE CRIME OF 'GLUE SNIFFING (M)' FOR THE MONTH OF NOVEMBER 2014	118
Total Number of Arrests	118
Average Arrests by Day	118
Arrests by Gender, Race, and Age	118
ARRESTS IN BUTTE COUNTY FOR THE CRIME OF 'SELECTED TRAFFIC VIOLATIONS (M)' FOR THE MONTH OF NOVEMBER 2014	120
Total Number of Arrests	120
Average Arrests by Day	120
Arrests by Gender, Race, and Age	120
ARRESTS IN BUTTE COUNTY FOR THE CRIME OF 'ALL OTHER MISDEMEANOR OFFENSES (M)' FOR THE MONTH OF NOVEMBER 2014	122
Total Number of Arrests	122
Average Arrests by Day	122

Arrests by Gender, Race, and Age	122
RECENT ARREST DATA FOR BUTTE COUNTY	124
ARRESTS IN THE CITY OF CHICO FOR THE MONTH OF NOVEMBER 2014 ...	128
Total Number of Arrests	128
Average Arrests by Day	128
Arrests by Gender, Race, Age, and Felony vs. Misdemeanor	128
ARRESTS IN THE CITY OF CHICO FOR THE CRIME OF 'ASSAULT (F)' FOR THE MONTH OF NOVEMBER 2014	130
Total Number of Arrests	130
Average Arrests by Day	130
Arrests by Gender, Race, and Age	130
ARRESTS IN THE CITY OF CHICO FOR THE CRIME OF 'BURGLARY (F)' FOR THE MONTH OF NOVEMBER 2014	132
Total Number of Arrests	132
Average Arrests by Day	132
Arrests by Gender, Race, and Age	132
ARRESTS IN THE CITY OF CHICO FOR THE CRIME OF 'THEFT (F)' FOR THE MONTH OF NOVEMBER 2014	134
Total Number of Arrests	134
Average Arrests by Day	134
Arrests by Gender, Race, and Age	134
ARRESTS IN THE CITY OF CHICO FOR THE CRIME OF 'NARCOTIC (F)' FOR THE MONTH OF NOVEMBER 2014	136
Total Number of Arrests	136
Average Arrests by Day	136
Arrests by Gender, Race, and Age	136
ARRESTS IN THE CITY OF CHICO FOR THE CRIME OF 'MARIJUANA (F)' FOR THE MONTH OF NOVEMBER 2014	138
Total Number of Arrests	138
Average Arrests by Day	138
Arrests by Gender, Race, and Age	138
ARRESTS IN THE CITY OF CHICO FOR THE CRIME OF 'DANGEROUS DRUG (F)' FOR THE MONTH OF NOVEMBER 2014	140
Total Number of Arrests	140
Average Arrests by Day	140
Arrests by Gender, Race, and Age	140
ARRESTS IN THE CITY OF CHICO FOR THE CRIME OF 'ALL OTHER DRUG OFFENSES (F)' FOR THE MONTH OF NOVEMBER 2014	142
Total Number of Arrests	142
Average Arrests by Day	142
Arrests by Gender, Race, and Age	142
ARRESTS IN THE CITY OF CHICO FOR THE CRIME OF 'LEWD OR LASCIVIOUS (F)' FOR THE MONTH OF NOVEMBER 2014	144
Total Number of Arrests	144
Average Arrests by Day	144
Arrests by Gender, Race, and Age	144

ARRESTS IN THE CITY OF CHICO FOR THE CRIME OF 'ALL OTHER FELONY OFFENSES (F)' FOR THE MONTH OF NOVEMBER 2014	146
Total Number of Arrests	146
Average Arrests by Day	146
Arrests by Gender, Race, and Age	146
ARRESTS IN THE CITY OF CHICO FOR THE CRIME OF 'ASSAULT AND BATTERY (M)' FOR THE MONTH OF NOVEMBER 2014	148
Total Number of Arrests	148
Average Arrests by Day	148
Arrests by Gender, Race, and Age	148
ARRESTS IN THE CITY OF CHICO FOR THE CRIME OF 'PETTY THEFT (M)' FOR THE MONTH OF NOVEMBER 2014	150
Total Number of Arrests	150
Average Arrests by Day	150
Arrests by Gender, Race, and Age	150
ARRESTS IN THE CITY OF CHICO FOR THE CRIME OF 'OTHER DRUGS (M)' FOR THE MONTH OF NOVEMBER 2014	152
Total Number of Arrests	152
Average Arrests by Day	152
Arrests by Gender, Race, and Age	152
ARRESTS IN THE CITY OF CHICO FOR THE CRIME OF 'DRUNK (M)' FOR THE MONTH OF NOVEMBER 2014	154
Total Number of Arrests	154
Average Arrests by Day	154
Arrests by Gender, Race, and Age	154
ARRESTS IN THE CITY OF CHICO FOR THE CRIME OF 'LIQUOR LAWS (M)' FOR THE MONTH OF NOVEMBER 2014	156
Total Number of Arrests	156
Average Arrests by Day	156
Arrests by Gender, Race, and Age	156
ARRESTS IN THE CITY OF CHICO FOR THE CRIME OF 'DISORDERLY CONDUCT (M)' FOR THE MONTH OF NOVEMBER 2014	158
Total Number of Arrests	158
Average Arrests by Day	158
Arrests by Gender, Race, and Age	158
ARRESTS IN THE CITY OF CHICO FOR THE CRIME OF 'DISTURBING THE PEACE (M)' FOR THE MONTH OF NOVEMBER 2014	160
Total Number of Arrests	160
Average Arrests by Day	160
Arrests by Gender, Race, and Age	160
ARRESTS IN THE CITY OF CHICO FOR THE CRIME OF 'VANDALISM (M)' FOR THE MONTH OF NOVEMBER 2014	162
Total Number of Arrests	162
Average Arrests by Day	162
Arrests by Gender, Race, and Age	162
ARRESTS IN THE CITY OF CHICO FOR THE CRIME OF 'DRIVING UNDER THE INFLUENCE (M)' FOR THE MONTH OF NOVEMBER 2014	164

Total Number of Arrests	164
Average Arrests by Day	164
Arrests by Gender, Race, and Age	164
ARRESTS IN THE CITY OF CHICO FOR THE CRIME OF 'GLUE SNIFFING (M)' FOR THE MONTH OF NOVEMBER 2014	166
Total Number of Arrests	166
Average Arrests by Day	166
Arrests by Gender, Race, and Age	166
ARRESTS IN THE CITY OF CHICO FOR THE CRIME OF 'SELECTED TRAFFIC VIOLATIONS (M)' FOR THE MONTH OF NOVEMBER 2014	168
Total Number of Arrests	168
Average Arrests by Day	168
Arrests by Gender, Race, and Age	168
ARRESTS IN THE CITY OF CHICO FOR THE CRIME OF 'ALL OTHER MISDEMEANOR OFFENSES (M)' FOR THE MONTH OF NOVEMBER 2014	170
Total Number of Arrests	170
Average Arrests by Day	170
Arrests by Gender, Race, and Age	170
RECENT ARREST DATA FOR THE CITY OF CHICO	172
ARRESTS IN THE CITY OF OROVILLE FOR THE MONTH OF NOVEMBER 2014	176
Total Number of Arrests	176
Average Arrests by Day	176
Arrests by Gender, Race, Age, and Felony vs. Misdemeanor	176
ARRESTS IN THE CITY OF OROVILLE FOR THE CRIME OF 'BURGLARY (F)' FOR THE MONTH OF NOVEMBER 2014	178
Total Number of Arrests	178
Average Arrests by Day	178
Arrests by Gender, Race, and Age	178
ARRESTS IN THE CITY OF OROVILLE FOR THE CRIME OF 'DANGEROUS DRUG (F)' FOR THE MONTH OF NOVEMBER 2014	180
Total Number of Arrests	180
Average Arrests by Day	180
Arrests by Gender, Race, and Age	180
ARRESTS IN THE CITY OF OROVILLE FOR THE CRIME OF 'ALL OTHER FELONY OFFENSES (F)' FOR THE MONTH OF NOVEMBER 2014	182
Total Number of Arrests	182
Average Arrests by Day	182
Arrests by Gender, Race, and Age	182
ARRESTS IN THE CITY OF OROVILLE FOR THE CRIME OF 'OTHER DRUGS (M)' FOR THE MONTH OF NOVEMBER 2014	184
Total Number of Arrests	184
Average Arrests by Day	184
Arrests by Gender, Race, and Age	184
ARRESTS IN THE CITY OF OROVILLE FOR THE CRIME OF 'DRUNK (M)' FOR THE MONTH OF NOVEMBER 2014	186

Total Number of Arrests	186
Average Arrests by Day	186
Arrests by Gender, Race, and Age	186
ARRESTS IN THE CITY OF OROVILLE FOR THE CRIME OF 'DRIVING UNDER THE INFLUENCE (M)' FOR THE MONTH OF NOVEMBER 2014	188
Total Number of Arrests	188
Average Arrests by Day	188
Arrests by Gender, Race, and Age	188
ARRESTS IN THE CITY OF OROVILLE FOR THE CRIME OF 'GLUE SNIFFING (M)' FOR THE MONTH OF NOVEMBER 2014	190
Total Number of Arrests	190
Average Arrests by Day	190
Arrests by Gender, Race, and Age	190
ARRESTS IN THE CITY OF OROVILLE FOR THE CRIME OF 'ALL OTHER MISDEMEANOR OFFENSES (M)' FOR THE MONTH OF NOVEMBER 2014	192
Total Number of Arrests	192
Average Arrests by Day	192
Arrests by Gender, Race, and Age	192
RECENT ARREST DATA FOR THE CITY OF OROVILLE	194
APPENDIX	198
Breakdown of Crimes	198

Arrest Report for Butte County

FOR THE MONTH OF NOVEMBER 2014

ABOUT THE PUBLISHER

California Crime Reports LLC (CCR) operates the pay wall for United Reporting Publishing Corporation (URPC), allowing occasional readers to purchase crime news stories from its various news publications. CCR also provides the arrest data programming, support, and statistical platform for providing historical and contemporaneous crime statistics. URPC obtains the arrest data of city, county, and state law enforcement agencies utilizing the public records act.

The information is analyzed using proprietary, state-of-the-art software and algorithms to break down the data into communities of interest. Statistical reports provide citizens and decision-makers access to meaningful crime statistical data without any political or special interest filters. URPC works with agencies across California to collect and deliver arrest news daily. They provide a number of resources to help law enforcement and the community by providing access to arrest news information and statistics. For more information, visit their affiliated sites below:

Local Crime News: <http://www.localcrimenews.com/>

Crime Voice: <http://www.crimevoice.com/>

Metro Crime News: <http://www.metrocrime.com/>

The Crime Tracker: <http://www.thecrimetracker.com/>

Get Crime Logs: <http://www.getcrimelogs.com/>

HOW TO READ THIS REPORT

The report is a statistical analysis of the data collected by URPC in the given report time period. Not all agencies publish the same information about arrests (examples would be race or occupation of arrestee), and not all records contain all the data that is normally collected.

This report starts with a breakdown of all arrest data for the given report time period over an array of different metrics. The report then breaks down the arrests into different crime codes and displays the metrics for each one. A list of crime groups in this report, along with the crime codes contained in each group is given in Appendix. By using the tabs on the left you can jump from one area of the report to the next.

REPORT DISCLAIMER

This report is a statistical analysis of the arrest logs obtained by United Reporting Publishing Corporation from the agency in the report's given time period. Neither California Crime Reports nor United Reporting warranty the data received by the agency, and presents this report in good faith based on the information received. Furthermore, the accuracy of this report is only based on the data provided by the law enforcement agencies reporting in this geographical area. Neither California Crime Reports nor United Reporting will not be held liable for any errors in this report.

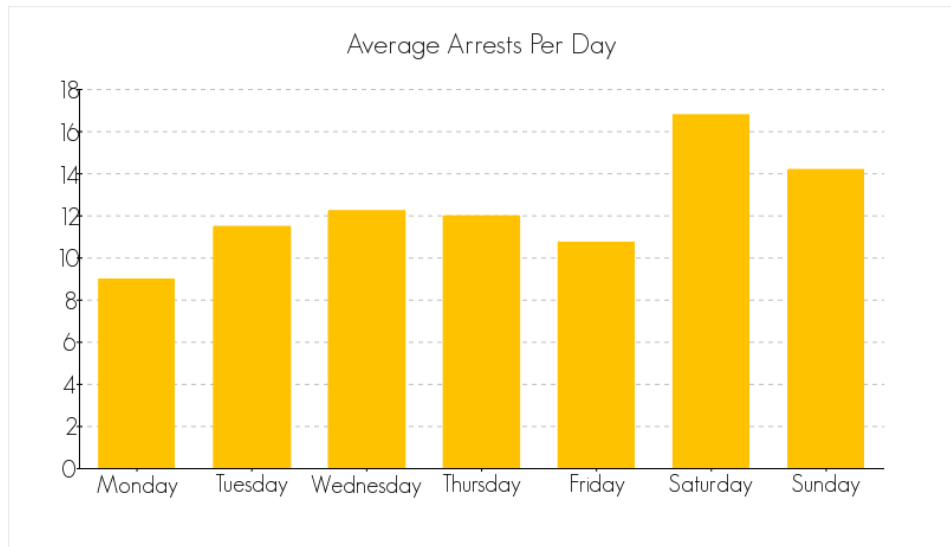
ALL ARRESTS (COUNTY AND CITY) FOR THE MONTH OF NOVEMBER 2014

The following are statistics for all crimes reported in the month of November 2014.

Total Number of Arrests

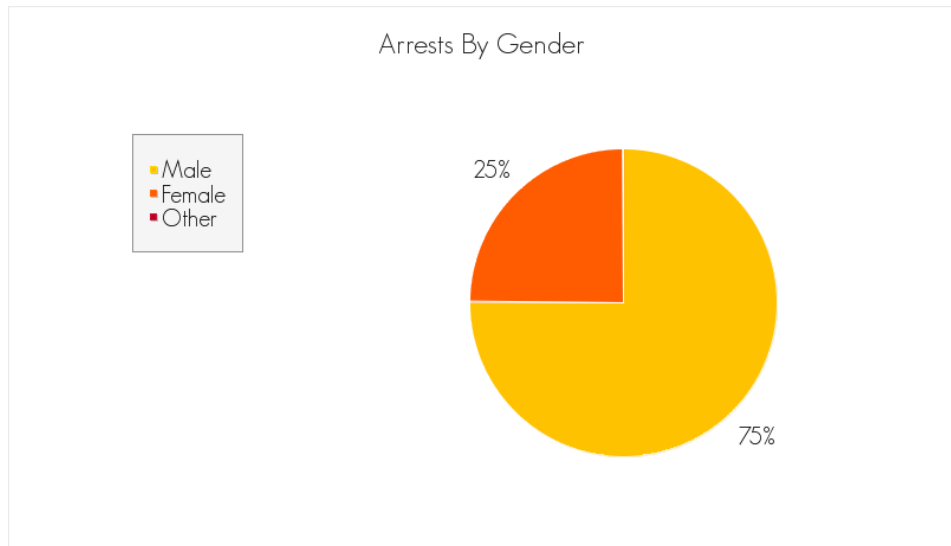
the month of November 2014: 377

Average Arrests by Day



Averaged over the month of November 2014

Arrests by Gender, Race, Age, and Felony vs. Misdemeanor

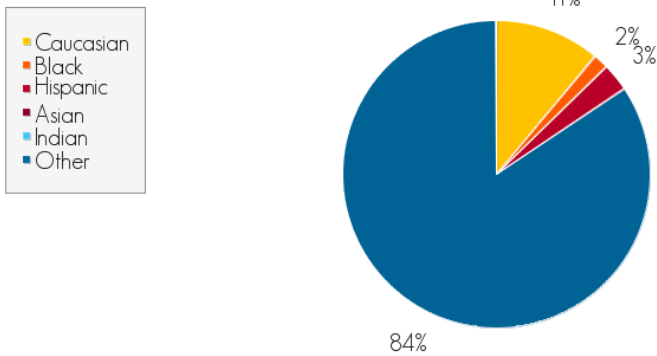


Gender Numbers

Male:	283
Female:	94
Other:	0

Gender information may not be available for all arrests reported.

Arrests By Race

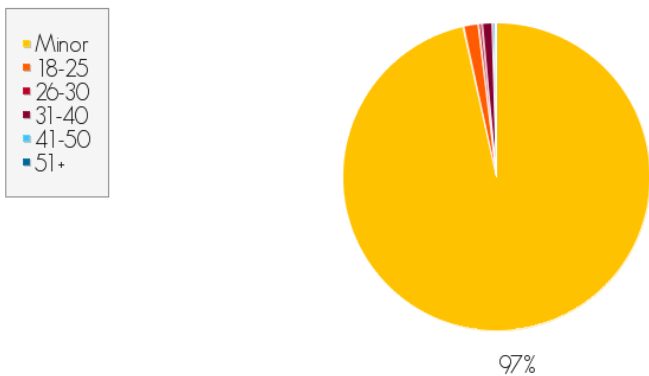


Race Numbers

Caucasian:	42
Black:	6
Hispanic:	11
Asian:	0
Indian:	0
Other:	318

Race information may not be available for all arrests reported.

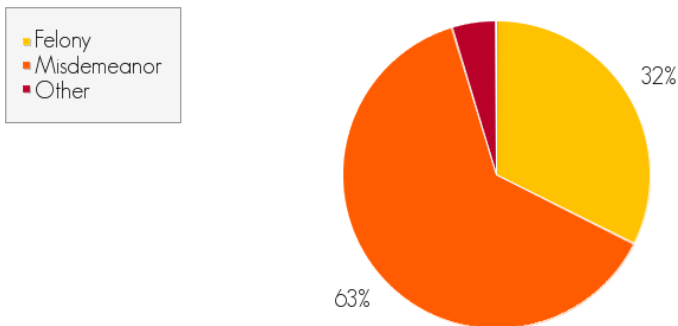
Arrests By Age



Age Numbers

Minor:	364
18-25:	6
26-30:	1
31-40:	4
41-50:	1
51+:	1

Felony vs. Misdemeanor



F vs. M Numbers

Felony:	154
Misdemeanor:	299
Other:	23

Arrests that have both felony and misdemeanor charges are accounted for in both arrest types.

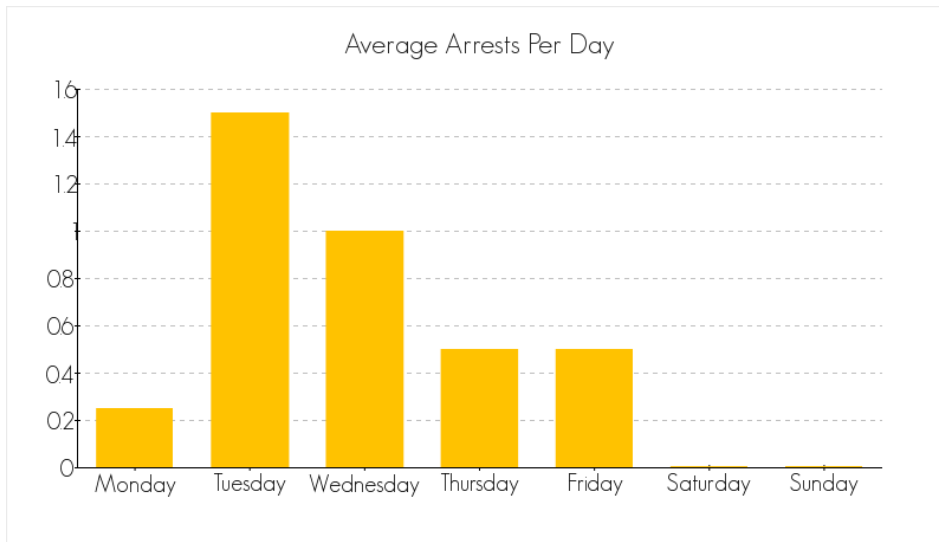
ARRESTS FOR THE CRIME OF 'ASSAULT (F)' FOR THE MONTH OF NOVEMBER 2014

The following are statistics for the crime of Assault (F) reported in the month of November 2014.

Total Number of Arrests

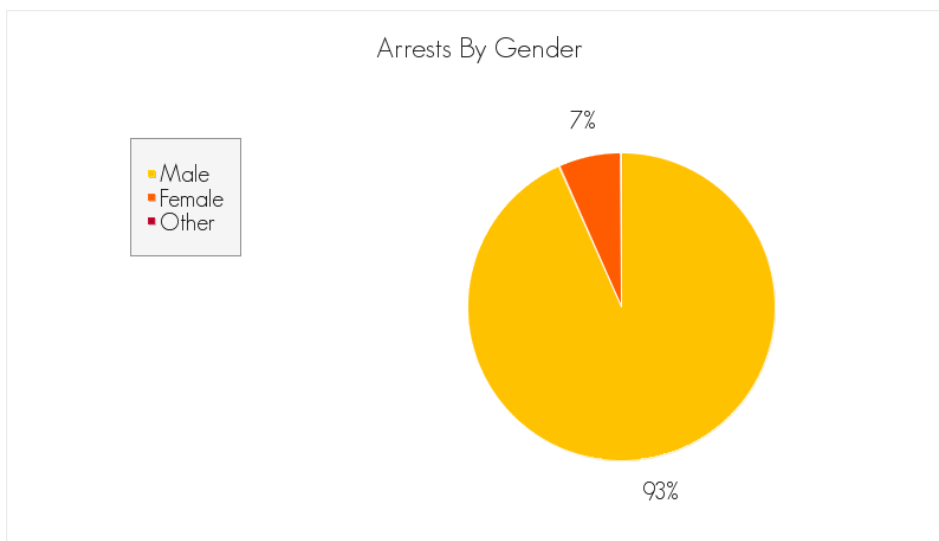
the month of November 2014: 15

Average Arrests by Day



Averaged over the month of November 2014

Arrests by Gender, Race, and Age

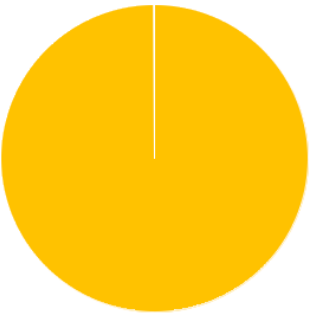


Gender Numbers

Male:	14
Female:	1
Other:	0

Gender information may not be available for all arrests reported.

Arrests By Race



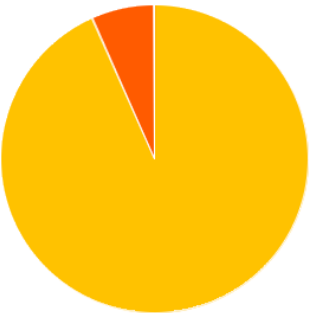
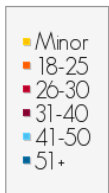
100%

Race Numbers

Caucasian:	1
Black:	0
Hispanic:	0
Asian:	0
Indian:	0
Other:	0

Race information may not be available for all arrests reported.

Arrests By Age



93%

Age Numbers

Minor:	14
18-25:	1
26-30:	0
31-40:	0
41-50:	0
51+:	0

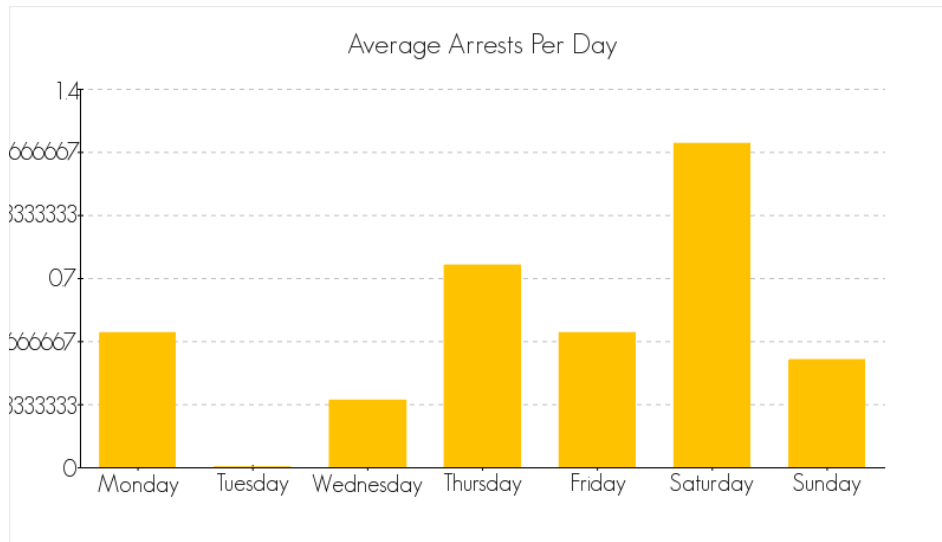
ARRESTS FOR THE CRIME OF 'BURGLARY (F)' FOR THE MONTH OF NOVEMBER 2014

The following are statistics for the crime of Burglary (F) reported in the month of November 2014.

Total Number of Arrests

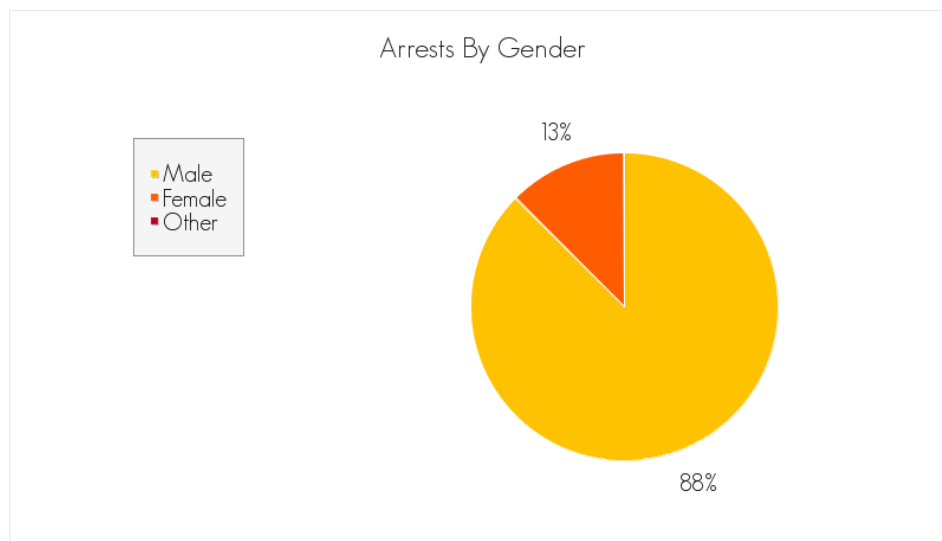
the month of November 2014: 16

Average Arrests by Day



Averaged over the month of November 2014

Arrests by Gender, Race, and Age

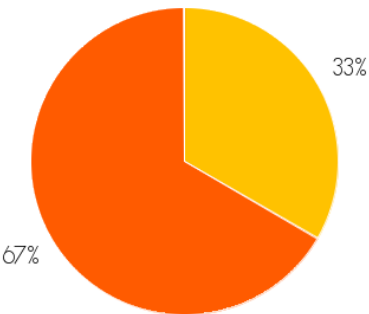


Gender Numbers

Male:	14
Female:	2
Other:	0

Gender information may not be available for all arrests reported.

Arrests By Race

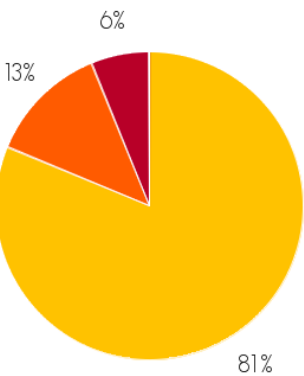
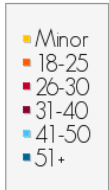


Race Numbers

Caucasian:	1
Black:	2
Hispanic:	0
Asian:	0
Indian:	0
Other:	0

Race information may not be available for all arrests reported.

Arrests By Age



Age Numbers

Minor:	13
18-25:	2
26-30:	1
31-40:	0
41-50:	0
51+:	0

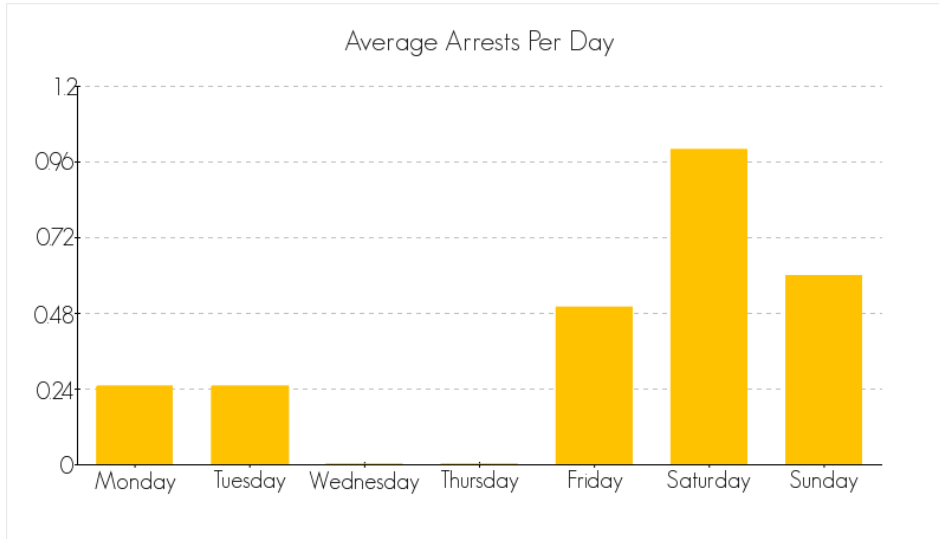
ARRESTS FOR THE CRIME OF 'THEFT (F)' FOR THE MONTH OF NOVEMBER 2014

The following are statistics for the crime of Theft (F) reported in the month of November 2014.

Total Number of Arrests

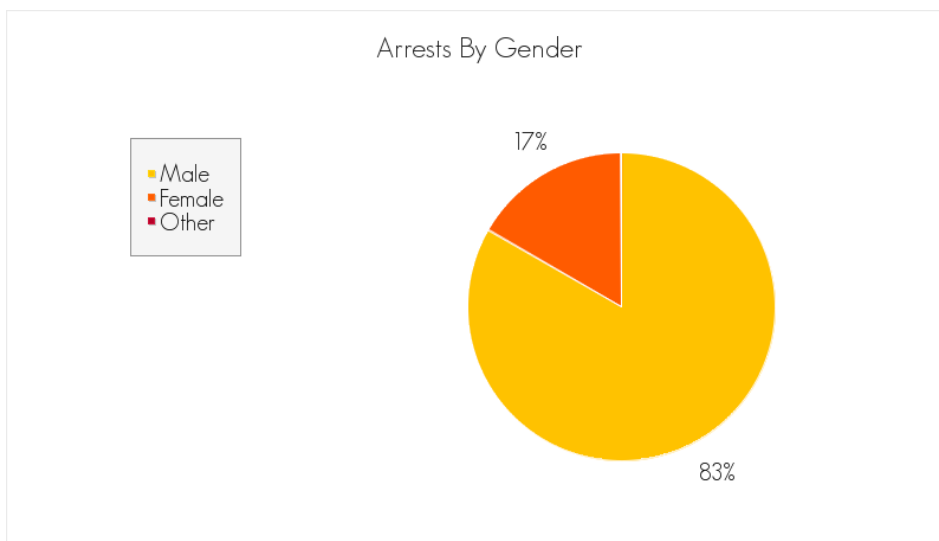
the month of November 2014: 12

Average Arrests by Day



Averaged over the month of November 2014

Arrests by Gender, Race, and Age

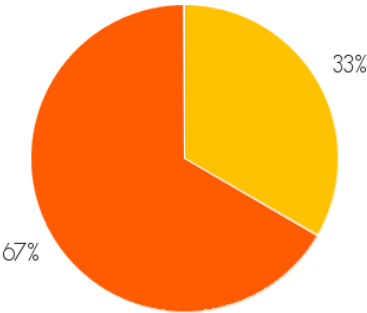


Gender Numbers

Male:	10
Female:	2
Other:	0

Gender information may not be available for all arrests reported.

Arrests By Race

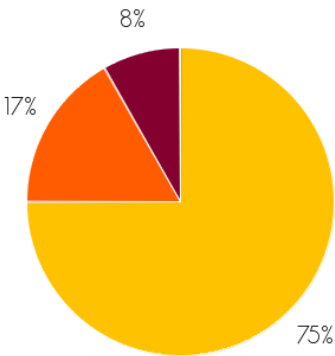
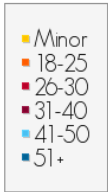


Race Numbers

Caucasian:	1
Black:	2
Hispanic:	0
Asian:	0
Indian:	0
Other:	0

Race information may not be available for all arrests reported.

Arrests By Age



Age Numbers

Minor:	9
18-25:	2
26-30:	0
31-40:	1
41-50:	0
51+:	0

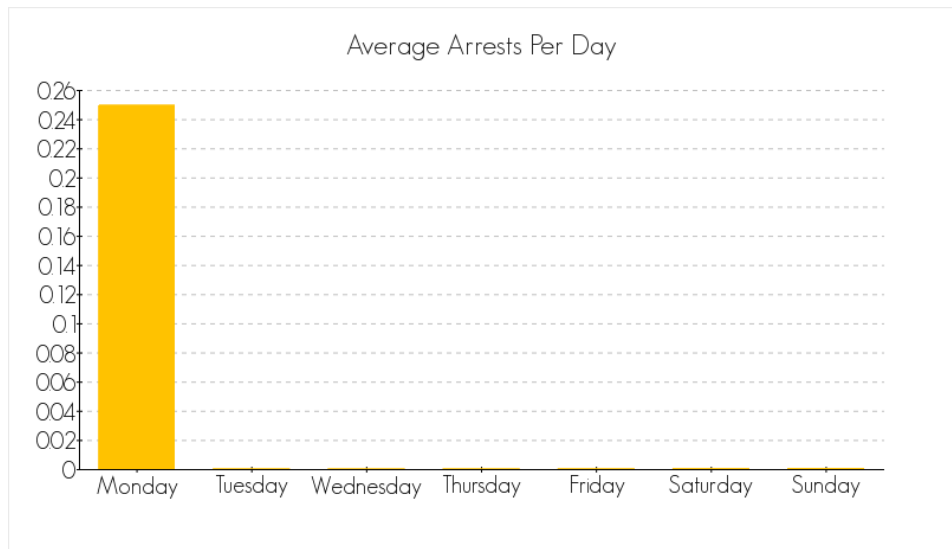
ARRESTS FOR THE CRIME OF 'MOTOR VEHICLE THEFT (F)' FOR THE MONTH OF NOVEMBER 2014

The following are statistics for the crime of Motor Vehicle Theft (F) reported in the month of November 2014.

Total Number of Arrests

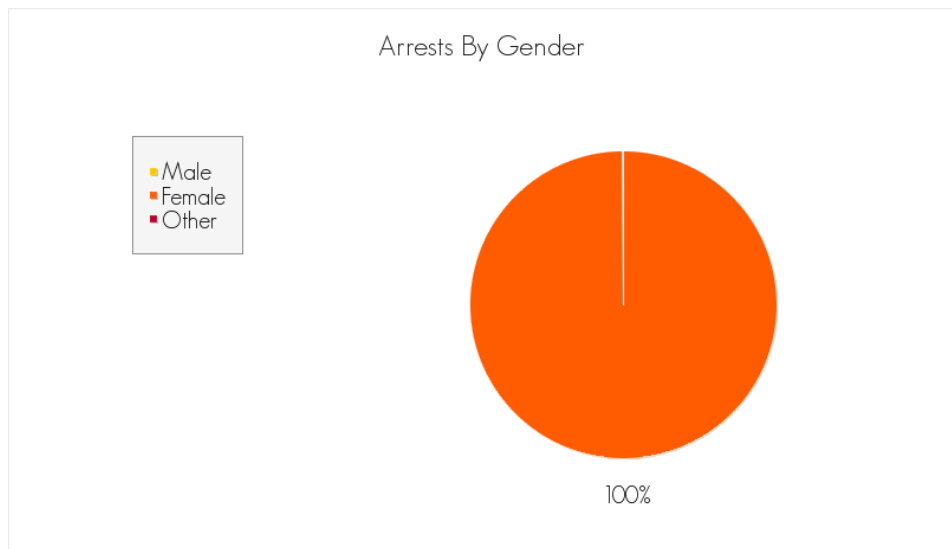
the month of November 2014: 1

Average Arrests by Day



Averaged over the month of November 2014

Arrests by Gender, Race, and Age

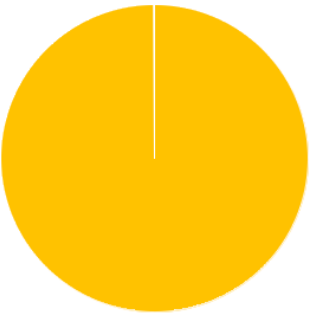


Gender Numbers

Male: 0
 Female: 1
 Other: 0

Gender information may not be available for all arrests reported.

Arrests By Race



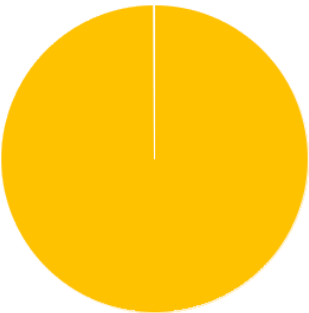
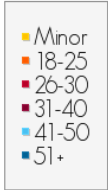
100%

Race Numbers

Caucasian:	1
Black:	0
Hispanic:	0
Asian:	0
Indian:	0
Other:	0

Race information may not be available for all arrests reported.

Arrests By Age



100%

Age Numbers

Minor:	1
18-25:	0
26-30:	0
31-40:	0
41-50:	0
51+:	0

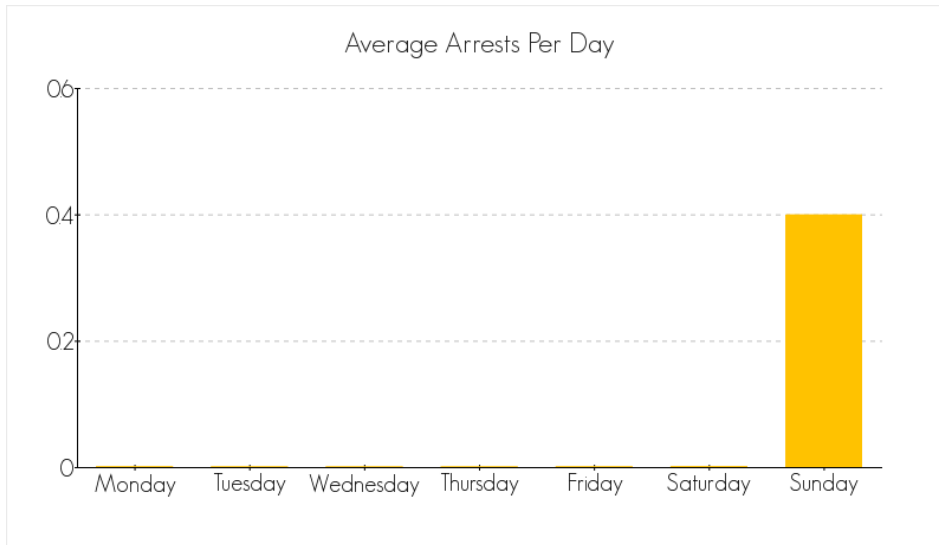
ARRESTS FOR THE CRIME OF 'FORGERY, CHECK, AND ACCESS CARDS (F)' FOR THE MONTH OF NOVEMBER 2014

The following are statistics for the crime of Forgery, Check, and Access Cards (F) reported in the month of November 2014.

Total Number of Arrests

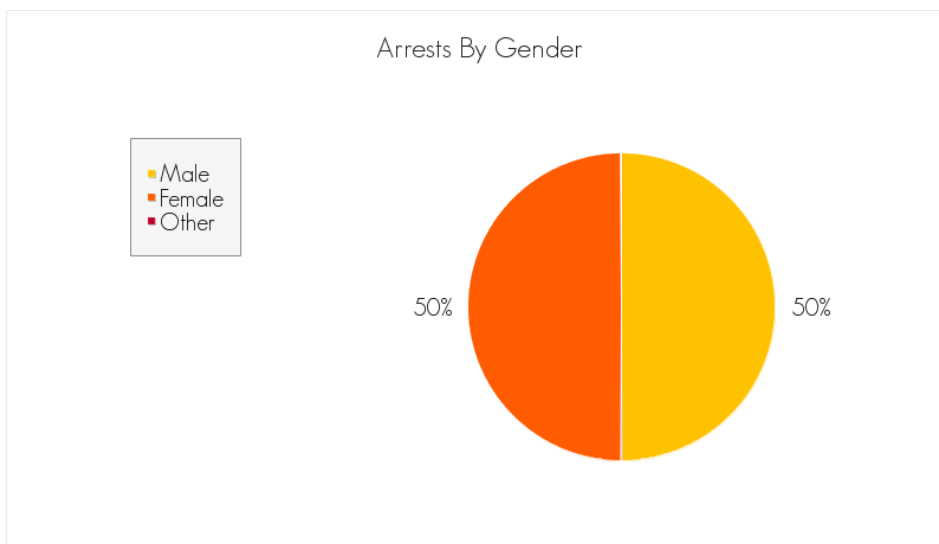
the month of November 2014: 2

Average Arrests by Day



Averaged over the month of November 2014

Arrests by Gender, Race, and Age



Gender Numbers

Male:	1
Female:	1
Other:	0

Gender information may not be available for all arrests reported.

Arrests By Race

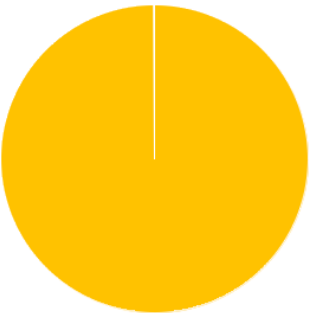


Race Numbers

Caucasian:	0
Black:	0
Hispanic:	0
Asian:	0
Indian:	0
Other:	0

Race information may not be available for all arrests reported.

Arrests By Age



Age Numbers

Minor:	2
18-25:	0
26-30:	0
31-40:	0
41-50:	0
51+:	0

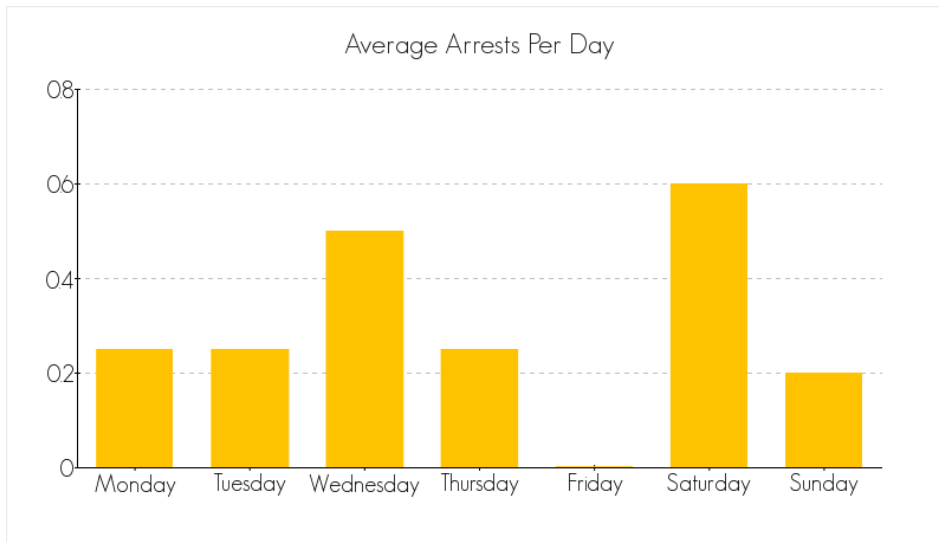
ARRESTS FOR THE CRIME OF 'NARCOTIC (F)' FOR THE MONTH OF NOVEMBER 2014

The following are statistics for the crime of Narcotic (F) reported in the month of November 2014.

Total Number of Arrests

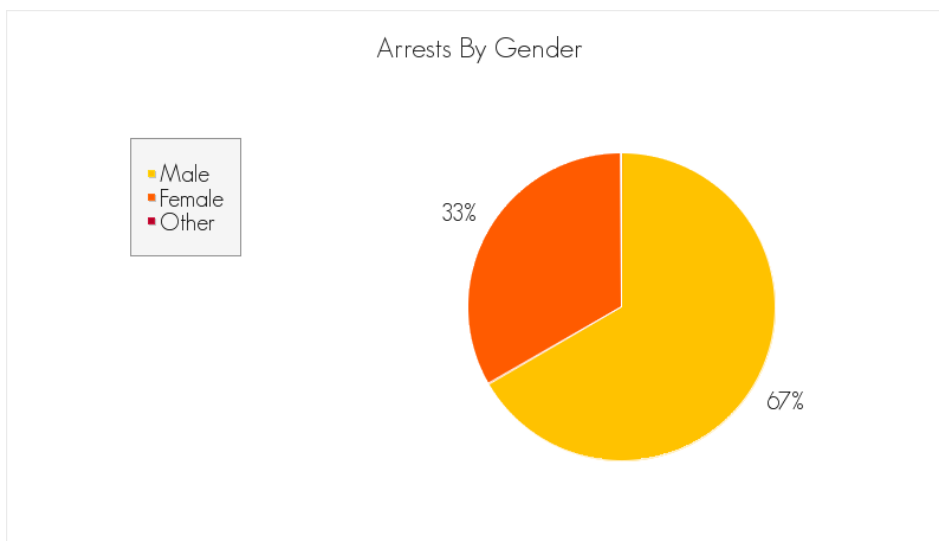
the month of November 2014: 9

Average Arrests by Day



Averaged over the month of November 2014

Arrests by Gender, Race, and Age



Gender Numbers

Male:	6
Female:	3
Other:	0

Gender information may not be available for all arrests reported.

Arrests By Race

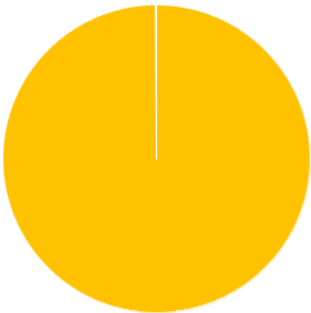


Race Numbers

Caucasian:	0
Black:	0
Hispanic:	0
Asian:	0
Indian:	0
Other:	0

Race information may not be available for all arrests reported.

Arrests By Age



Age Numbers

Minor:	9
18-25:	0
26-30:	0
31-40:	0
41-50:	0
51+:	0

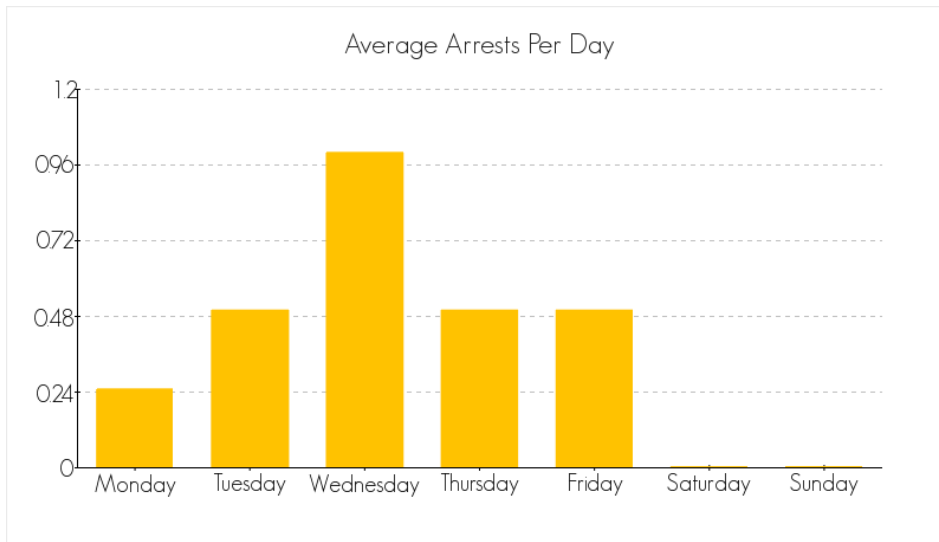
ARRESTS FOR THE CRIME OF 'MARIJUANA (F)' FOR THE MONTH OF NOVEMBER 2014

The following are statistics for the crime of Marijuana (F) reported in the month of November 2014.

Total Number of Arrests

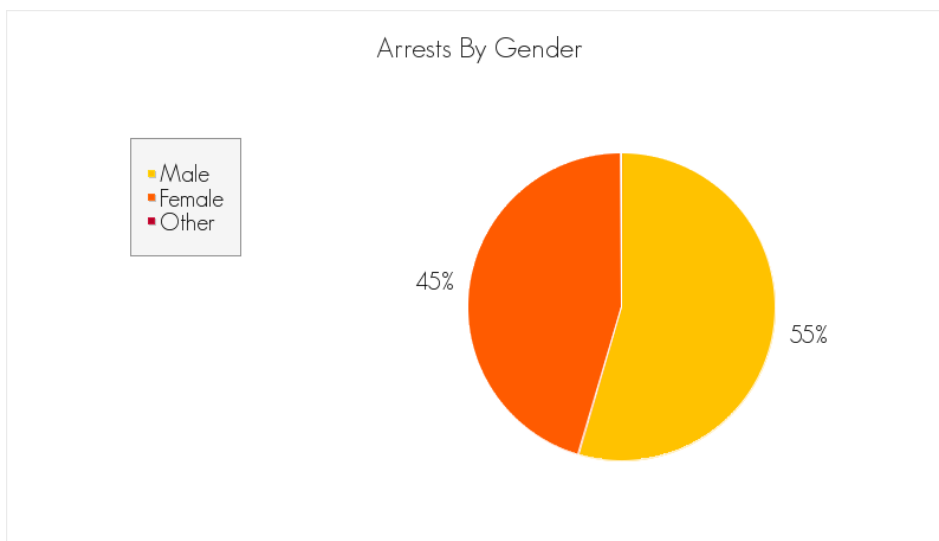
the month of November 2014: 11

Average Arrests by Day



Averaged over the month of November 2014

Arrests by Gender, Race, and Age



Gender Numbers

Male:	6
Female:	5
Other:	0

Gender information may not be available for all arrests reported.

Arrests By Race

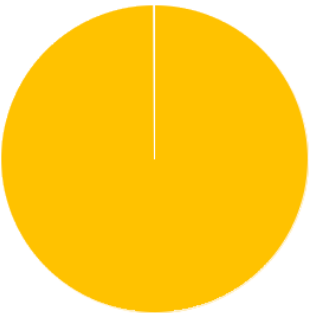


Race Numbers

Caucasian:	0
Black:	0
Hispanic:	0
Asian:	0
Indian:	0
Other:	0

Race information may not be available for all arrests reported.

Arrests By Age



100%

Age Numbers

Minor:	11
18-25:	0
26-30:	0
31-40:	0
41-50:	0
51+:	0

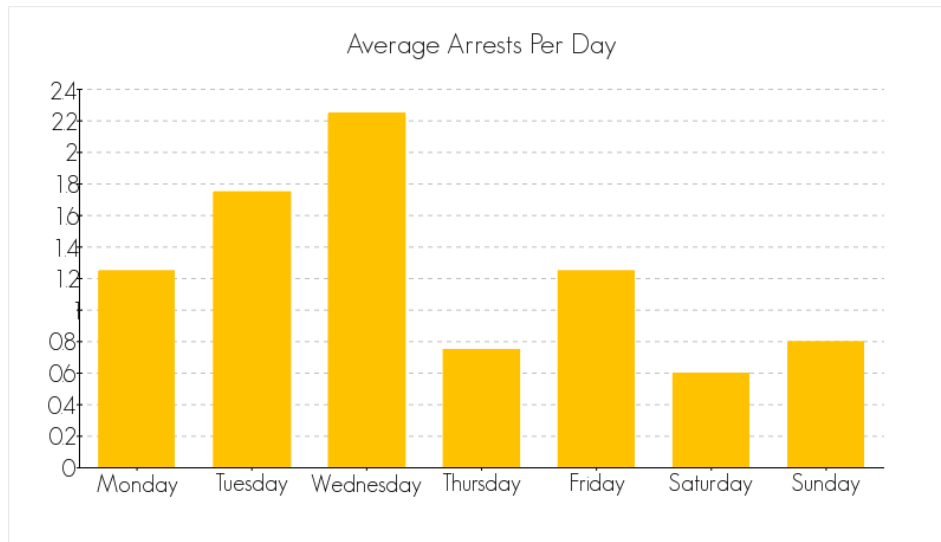
ARRESTS FOR THE CRIME OF 'DANGEROUS DRUG (F)' FOR THE MONTH OF NOVEMBER 2014

The following are statistics for the crime of Dangerous Drug (F) reported in the month of November 2014.

Total Number of Arrests

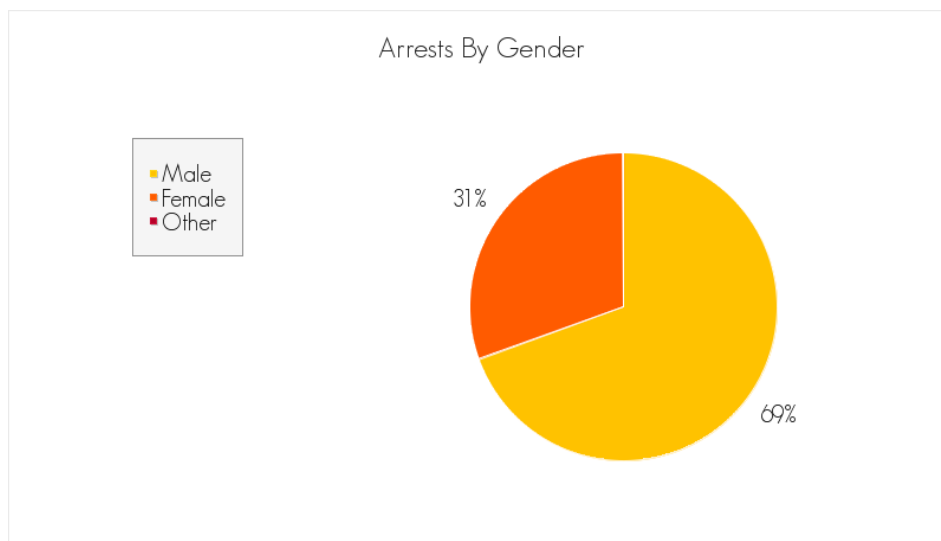
the month of November 2014: 36

Average Arrests by Day



Averaged over the month of November 2014

Arrests by Gender, Race, and Age

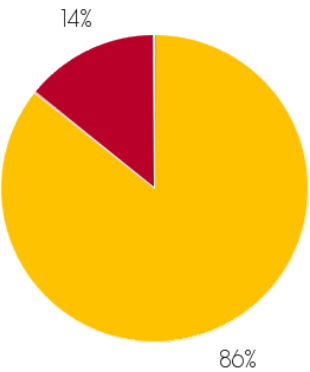


Gender Numbers

Male:	25
Female:	11
Other:	0

Gender information may not be available for all arrests reported.

Arrests By Race

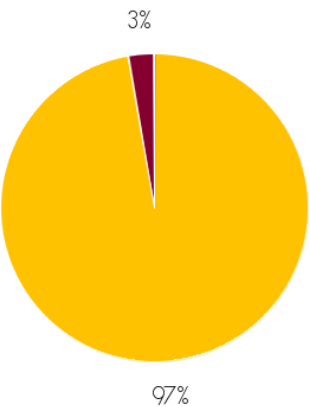
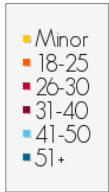


Race Numbers

Caucasian:	6
Black:	0
Hispanic:	1
Asian:	0
Indian:	0
Other:	0

Race information may not be available for all arrests reported.

Arrests By Age



Age Numbers

Minor:	35
18-25:	0
26-30:	0
31-40:	1
41-50:	0
51+:	0

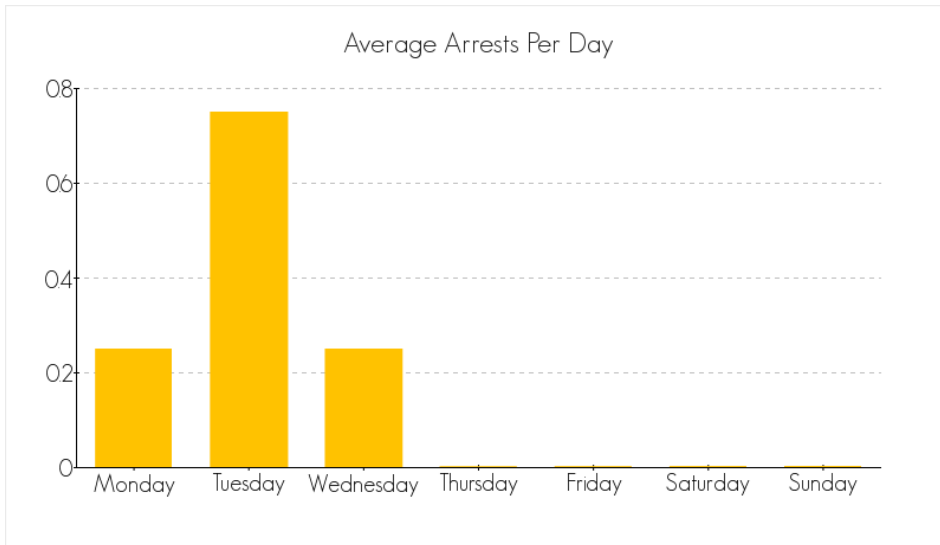
ARRESTS FOR THE CRIME OF 'ALL OTHER DRUG OFFENSES (F)' FOR THE MONTH OF NOVEMBER 2014

The following are statistics for the crime of All Other Drug Offenses (F) reported in the month of November 2014.

Total Number of Arrests

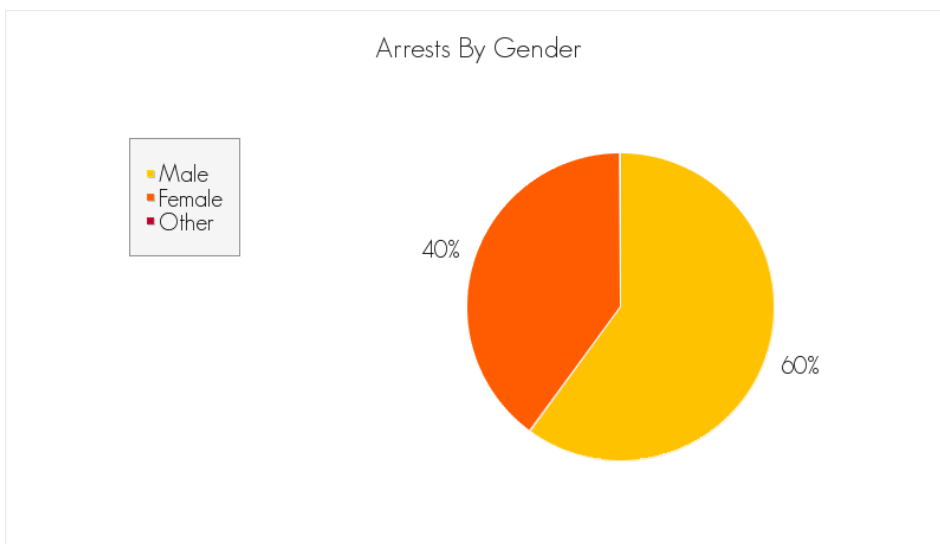
the month of November 2014: 5

Average Arrests by Day



Averaged over the month of November 2014

Arrests by Gender, Race, and Age



Gender Numbers

Male:	3
Female:	2
Other:	0

Gender information may not be available for all arrests reported.

Arrests By Race

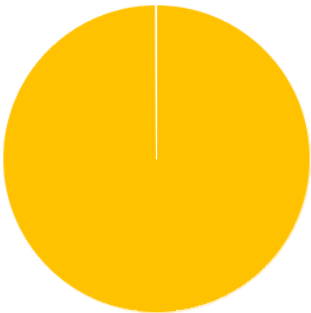


Race Numbers

Caucasian:	0
Black:	0
Hispanic:	0
Asian:	0
Indian:	0
Other:	0

Race information may not be available for all arrests reported.

Arrests By Age



Age Numbers

Minor:	5
18-25:	0
26-30:	0
31-40:	0
41-50:	0
51+:	0

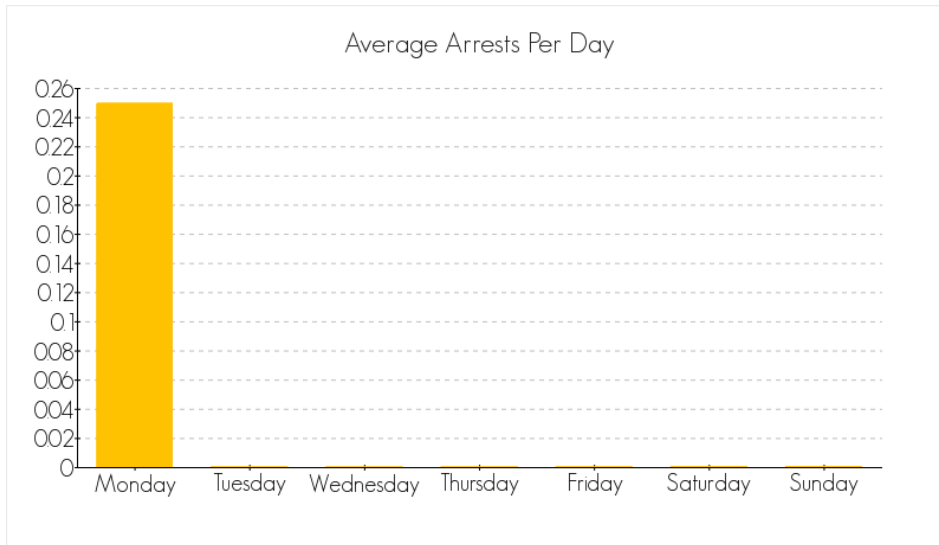
ARRESTS FOR THE CRIME OF 'LEWD OR LASCIVIOUS (F)' FOR THE MONTH OF NOVEMBER 2014

The following are statistics for the crime of Lewd or Lascivious (F) reported in the month of November 2014.

Total Number of Arrests

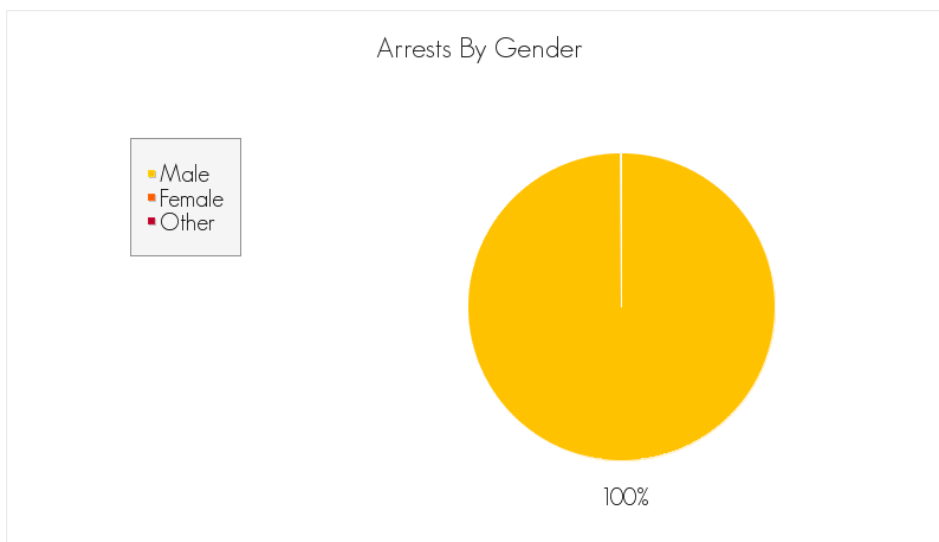
the month of November 2014: 1

Average Arrests by Day



Averaged over the month of November 2014

Arrests by Gender, Race, and Age



Gender Numbers

Male:	1
Female:	0
Other:	0

Gender information may not be available for all arrests reported.

Arrests By Race

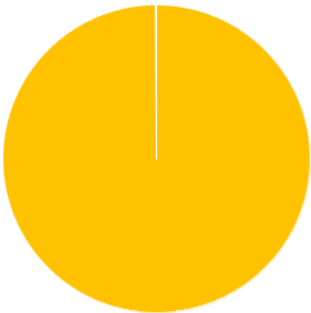


Race Numbers

Caucasian:	0
Black:	0
Hispanic:	0
Asian:	0
Indian:	0
Other:	0

Race information may not be available for all arrests reported.

Arrests By Age



100%

Age Numbers

Minor:	1
18-25:	0
26-30:	0
31-40:	0
41-50:	0
51+:	0

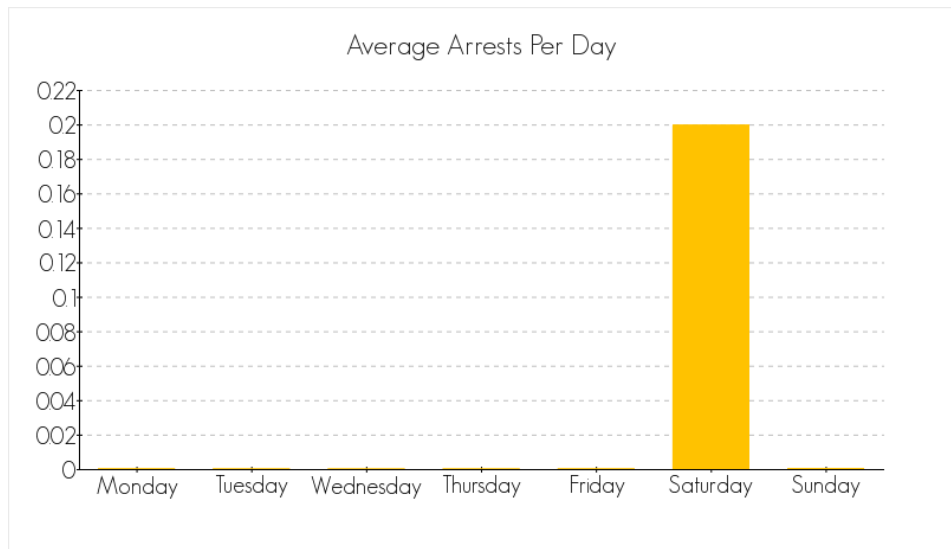
ARRESTS FOR THE CRIME OF 'DRIVING UNDER THE INFLUENCE (F)' FOR THE MONTH OF NOVEMBER 2014

The following are statistics for the crime of Driving Under the Influence (F) reported in the month of November 2014.

Total Number of Arrests

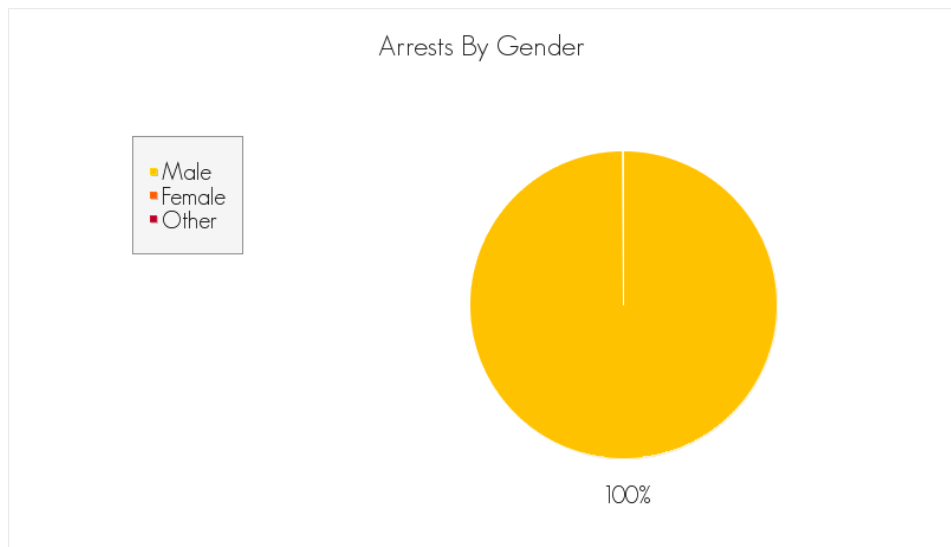
the month of November 2014: 1

Average Arrests by Day



Averaged over the month of November 2014

Arrests by Gender, Race, and Age



Gender Numbers

Male:	1
Female:	0
Other:	0

Gender information may not be available for all arrests reported.

Arrests By Race

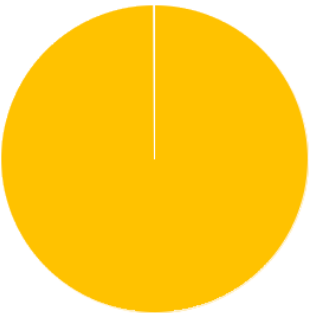


Race Numbers

Caucasian:	0
Black:	0
Hispanic:	0
Asian:	0
Indian:	0
Other:	0

Race information may not be available for all arrests reported.

Arrests By Age



Age Numbers

Minor:	1
18-25:	0
26-30:	0
31-40:	0
41-50:	0
51+:	0

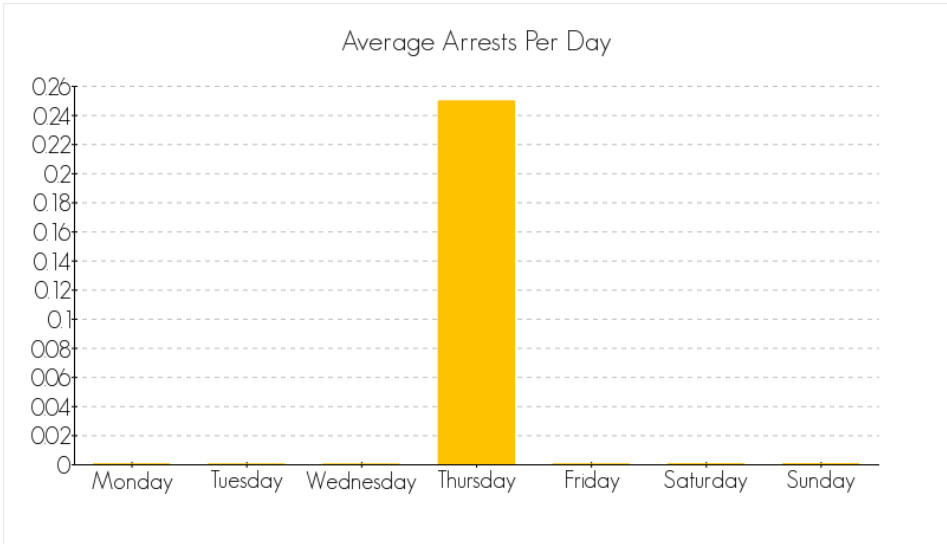
ARRESTS FOR THE CRIME OF 'HIT-AND-RUN (F)' FOR THE MONTH OF NOVEMBER 2014

The following are statistics for the crime of Hit-and-Run (F) reported in the month of November 2014.

Total Number of Arrests

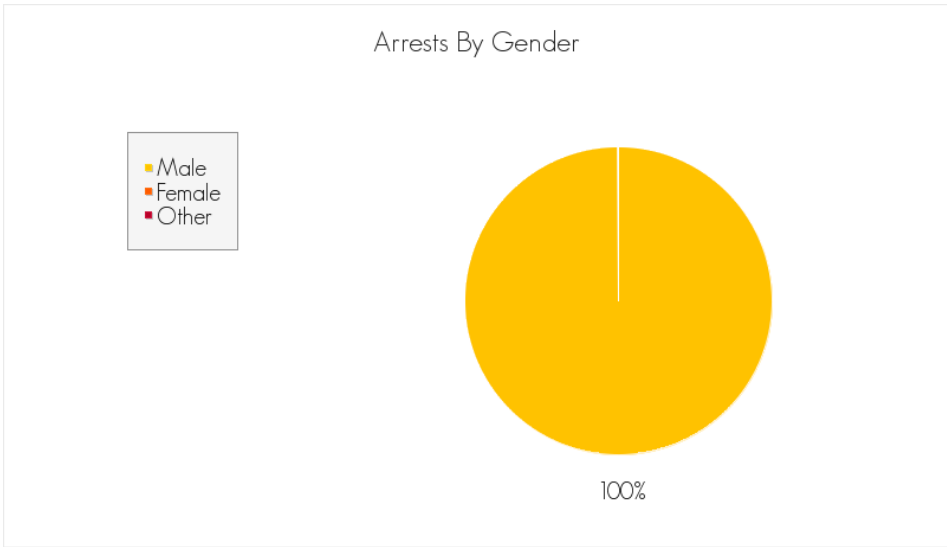
the month of November 2014: 1

Average Arrests by Day



Averaged over the month of November 2014

Arrests by Gender, Race, and Age



Gender Numbers

Male:	1
Female:	0
Other:	0

Gender information may not be available for all arrests reported.

Arrests By Race

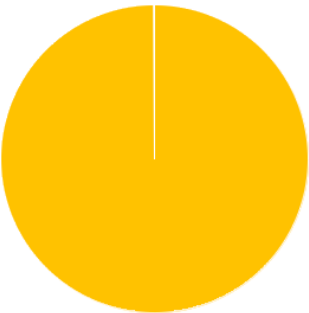


Race Numbers

Caucasian:	0
Black:	0
Hispanic:	0
Asian:	0
Indian:	0
Other:	0

Race information may not be available for all arrests reported.

Arrests By Age



Age Numbers

Minor:	1
18-25:	0
26-30:	0
31-40:	0
41-50:	0
51+:	0

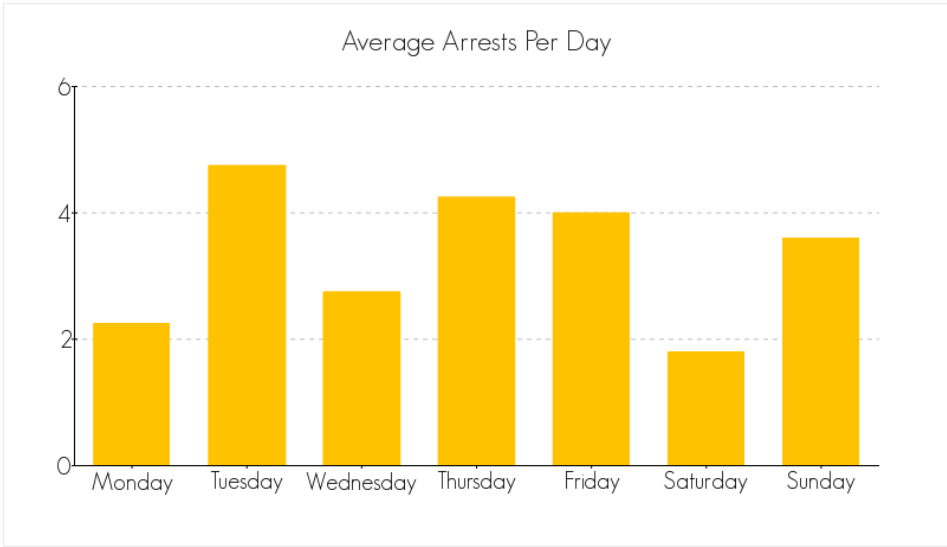
ARRESTS FOR THE CRIME OF 'ALL OTHER FELONY OFFENSES (F)' FOR THE MONTH OF NOVEMBER 2014

The following are statistics for the crime of All Other Felony Offenses (F) reported in the month of November 2014.

Total Number of Arrests

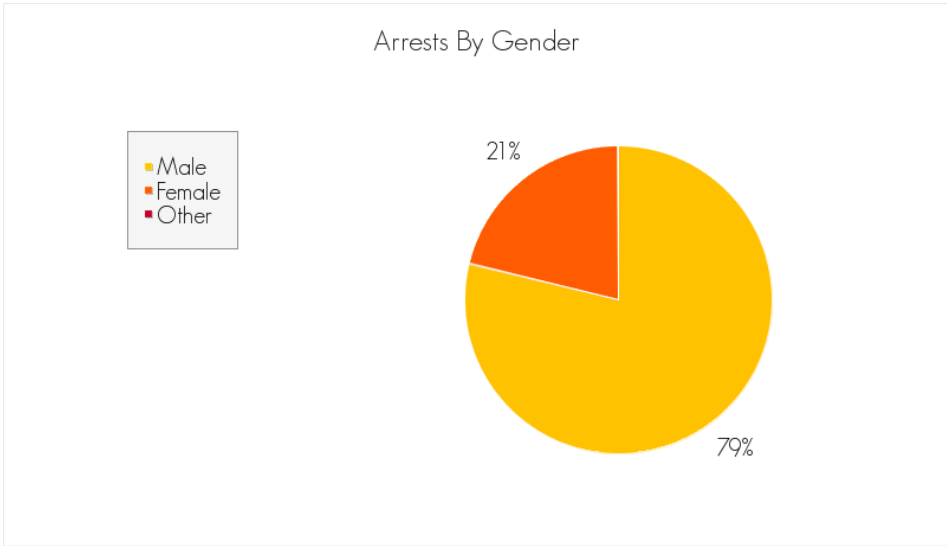
the month of November 2014: 99

Average Arrests by Day



Averaged over the month of November 2014

Arrests by Gender, Race, and Age

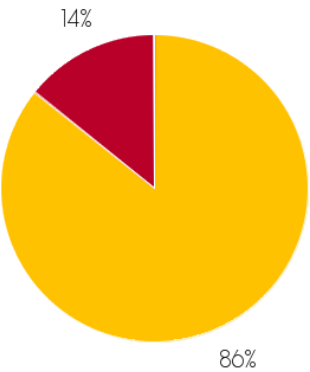


Gender Numbers

Male:	78
Female:	21
Other:	0

Gender information may not be available for all arrests reported.

Arrests By Race

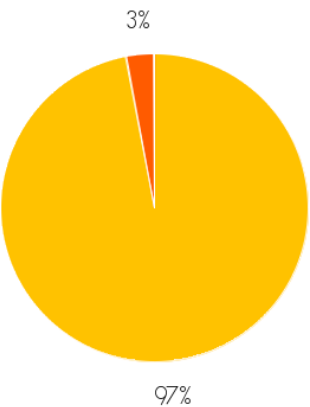
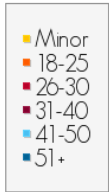


Race Numbers

Caucasian:	6
Black:	0
Hispanic:	1
Asian:	0
Indian:	0
Other:	0

Race information may not be available for all arrests reported.

Arrests By Age



Age Numbers

Minor:	96
18-25:	3
26-30:	0
31-40:	0
41-50:	0
51+:	0

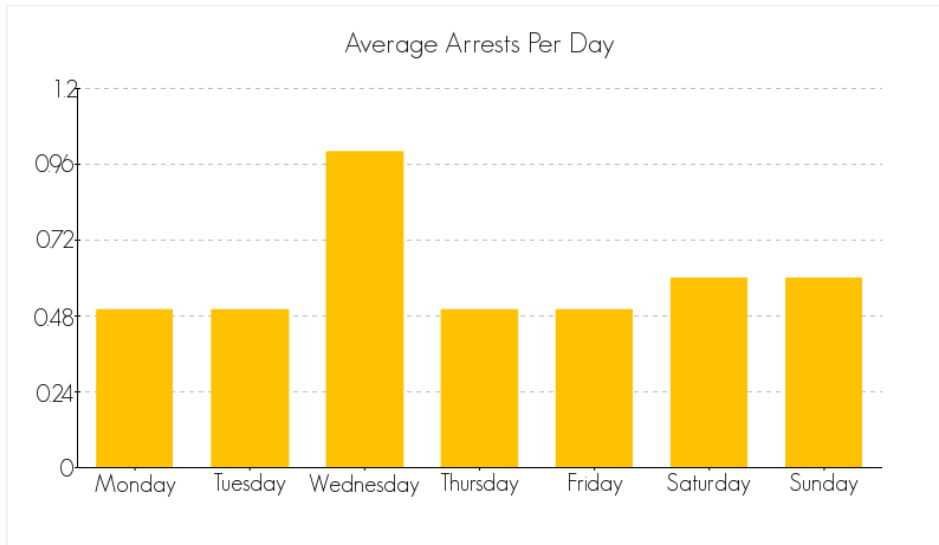
ARRESTS FOR THE CRIME OF 'ASSAULT AND BATTERY (M)' FOR THE MONTH OF NOVEMBER 2014

The following are statistics for the crime of Assault and Battery (M) reported in the month of November 2014.

Total Number of Arrests

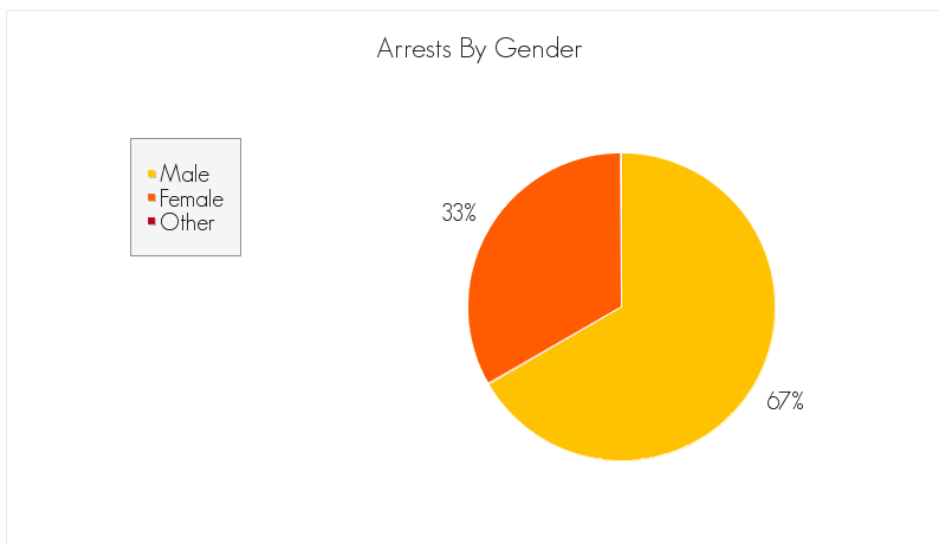
the month of November 2014: 18

Average Arrests by Day



Averaged over the month of November 2014

Arrests by Gender, Race, and Age



Gender Numbers

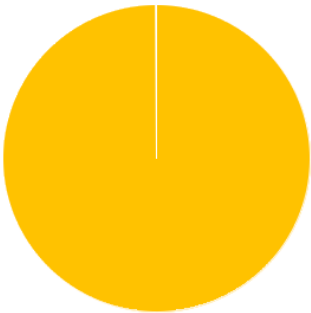
Male: 12

Female: 6

Other: 0

Gender information may not be available for all arrests reported.

Arrests By Race



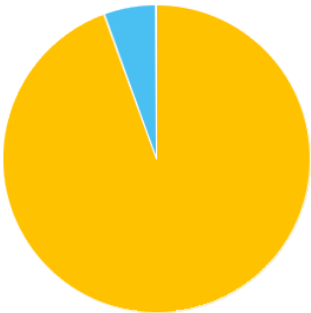
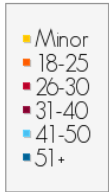
100%

Race Numbers

Caucasian:	1
Black:	0
Hispanic:	0
Asian:	0
Indian:	0
Other:	0

Race information may not be available for all arrests reported.

Arrests By Age



6%

94%

Age Numbers

Minor:	17
18-25:	0
26-30:	0
31-40:	0
41-50:	1
51+:	0

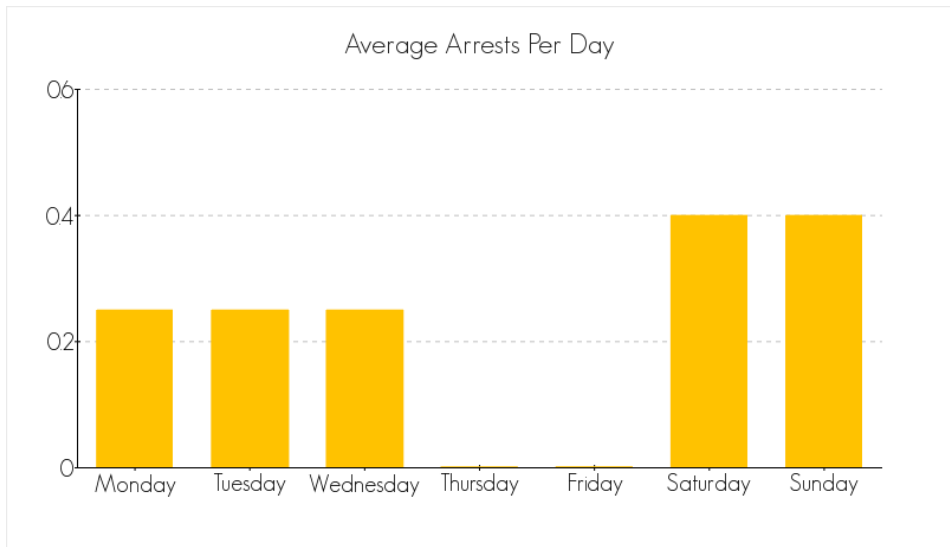
ARRESTS FOR THE CRIME OF 'PETTY THEFT (M)' FOR THE MONTH OF NOVEMBER 2014

The following are statistics for the crime of Petty Theft (M) reported in the month of November 2014.

Total Number of Arrests

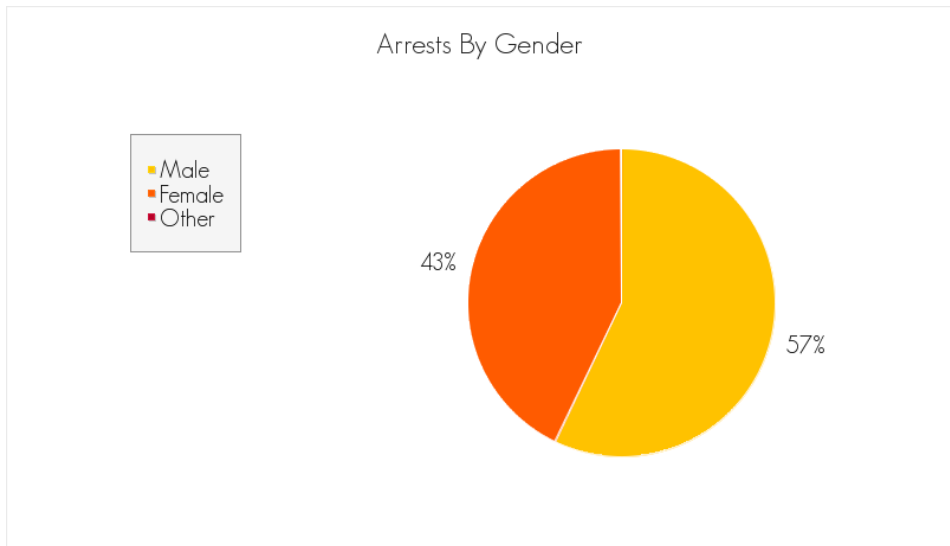
the month of November 2014: 7

Average Arrests by Day



Averaged over the month of November 2014

Arrests by Gender, Race, and Age



Gender Numbers

Male:	4
Female:	3
Other:	0

Gender information may not be available for all arrests reported.

Arrests By Race

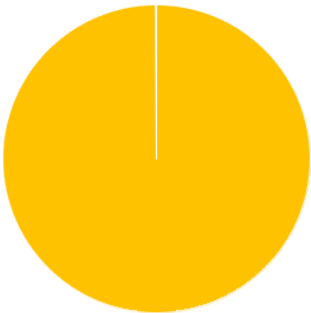


Race Numbers

Caucasian:	0
Black:	0
Hispanic:	0
Asian:	0
Indian:	0
Other:	0

Race information may not be available for all arrests reported.

Arrests By Age



100%

Age Numbers

Minor:	7
18-25:	0
26-30:	0
31-40:	0
41-50:	0
51+:	0

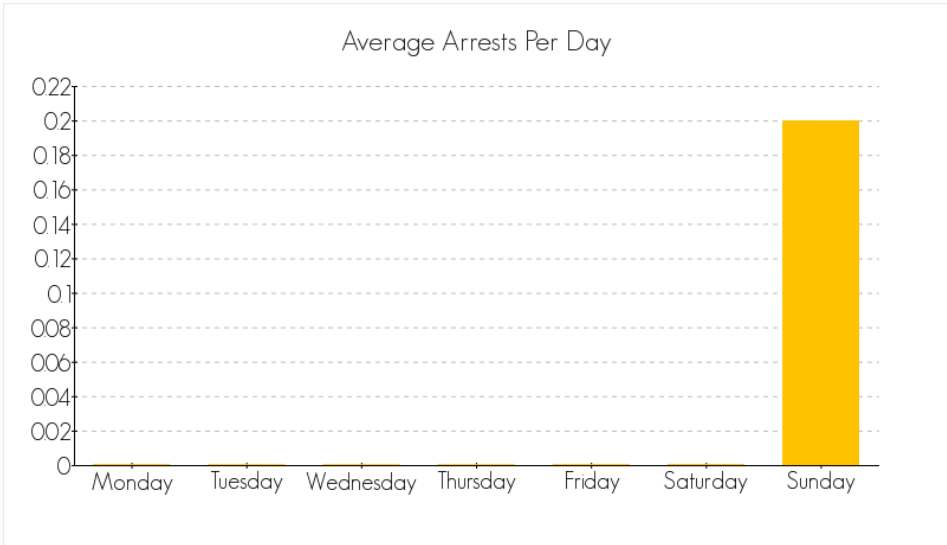
ARRESTS FOR THE CRIME OF 'CHECKS AND ACCESS CARDS (M)' FOR THE MONTH OF NOVEMBER 2014

The following are statistics for the crime of Checks and Access Cards (M) reported in the month of November 2014.

Total Number of Arrests

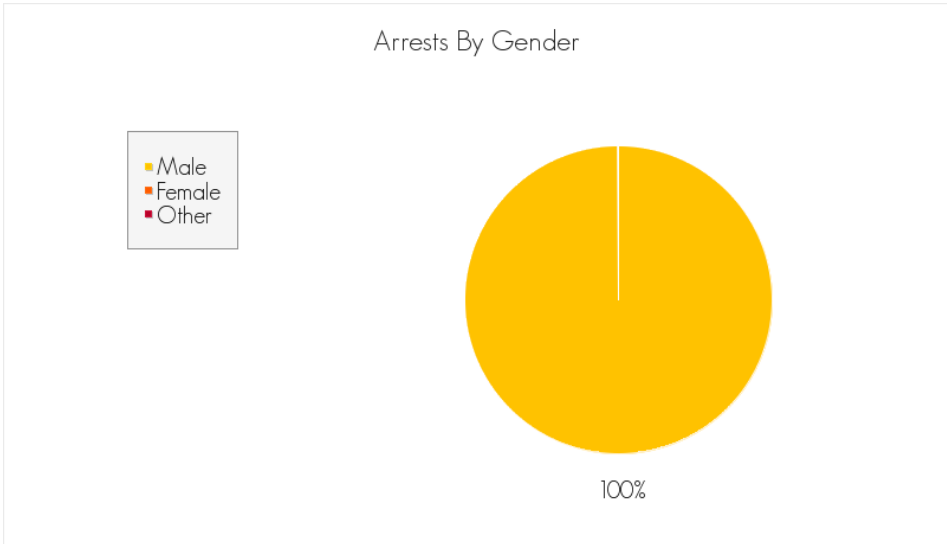
the month of November 2014: 1

Average Arrests by Day



Averaged over the month of November 2014

Arrests by Gender, Race, and Age



Gender Numbers

Male:	1
Female:	0
Other:	0

Gender information may not be available for all arrests reported.

Arrests By Race

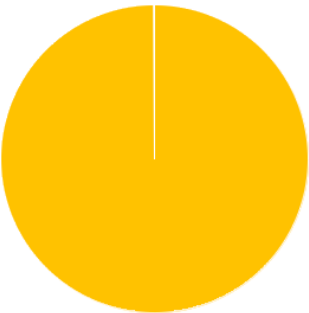


Race Numbers

Caucasian:	0
Black:	0
Hispanic:	0
Asian:	0
Indian:	0
Other:	0

Race information may not be available for all arrests reported.

Arrests By Age



Age Numbers

Minor:	1
18-25:	0
26-30:	0
31-40:	0
41-50:	0
51+:	0

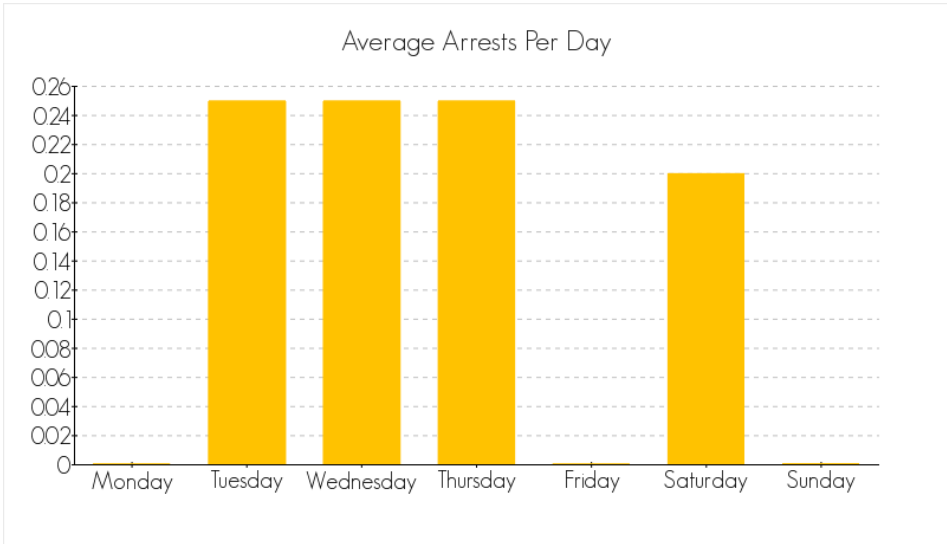
ARRESTS FOR THE CRIME OF 'MARIJUANA (M)' FOR THE MONTH OF NOVEMBER 2014

The following are statistics for the crime of Marijuana (M) reported in the month of November 2014.

Total Number of Arrests

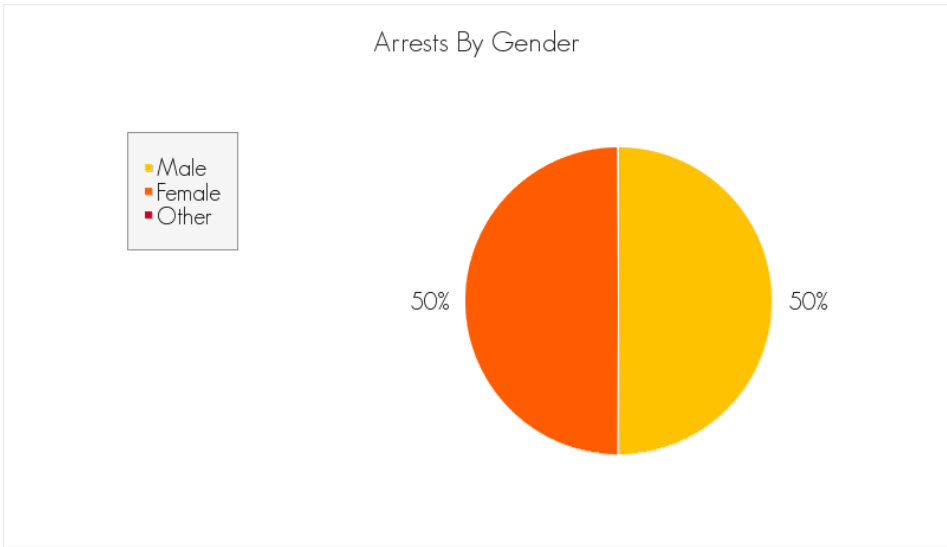
the month of November 2014: 4

Average Arrests by Day



Averaged over the month of November 2014

Arrests by Gender, Race, and Age

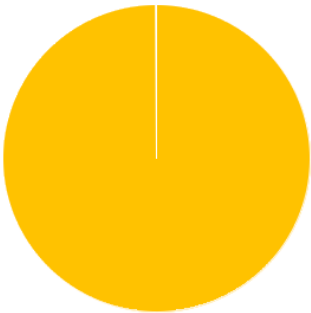


Gender Numbers

Male:	2
Female:	2
Other:	0

Gender information may not be available for all arrests reported.

Arrests By Race



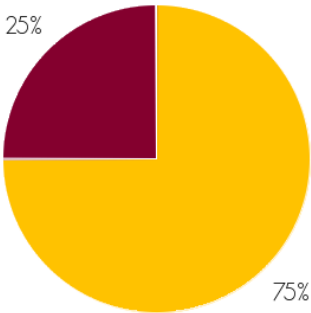
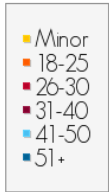
100%

Race Numbers

Caucasian:	2
Black:	0
Hispanic:	0
Asian:	0
Indian:	0
Other:	0

Race information may not be available for all arrests reported.

Arrests By Age



Age Numbers

Minor:	3
18-25:	0
26-30:	0
31-40:	1
41-50:	0
51+:	0

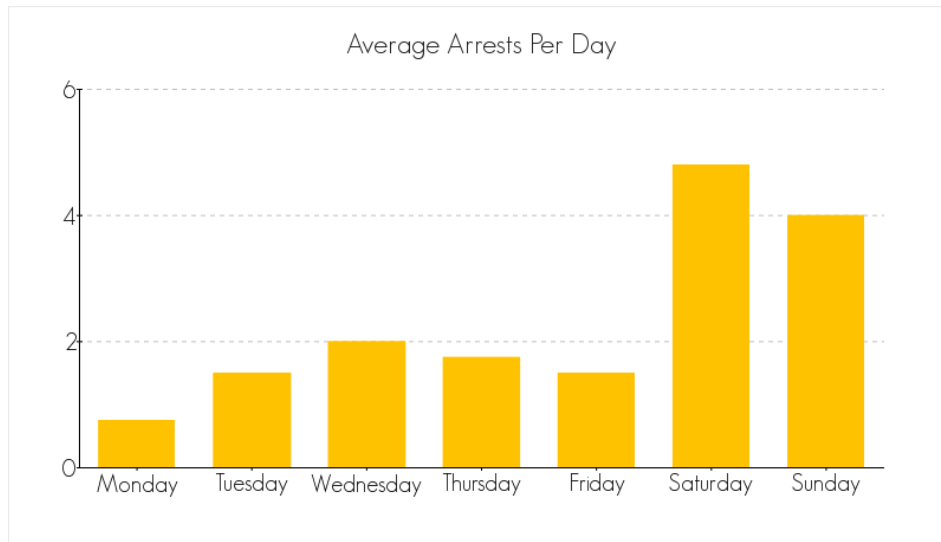
ARRESTS FOR THE CRIME OF 'OTHER DRUGS (M)' FOR THE MONTH OF NOVEMBER 2014

The following are statistics for the crime of Other Drugs (M) reported in the month of November 2014.

Total Number of Arrests

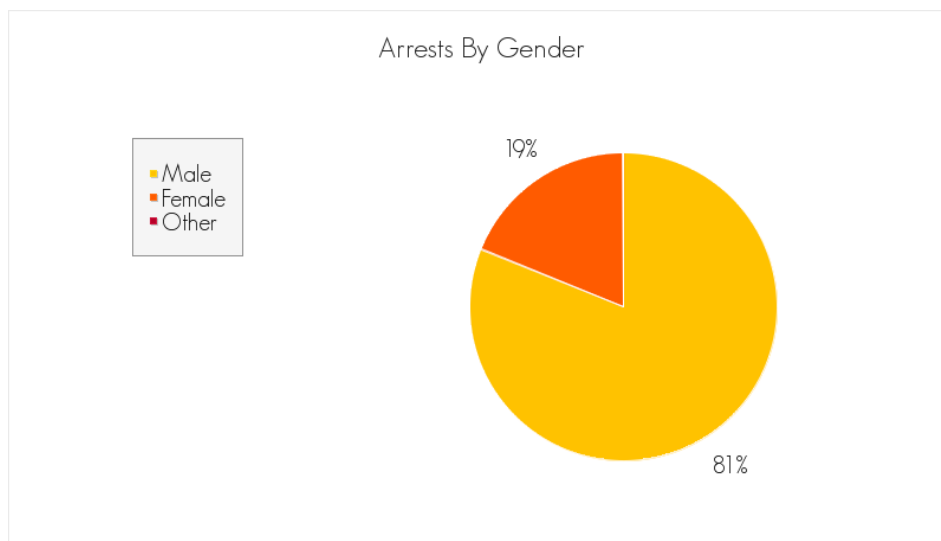
the month of November 2014: 74

Average Arrests by Day



Averaged over the month of November 2014

Arrests by Gender, Race, and Age

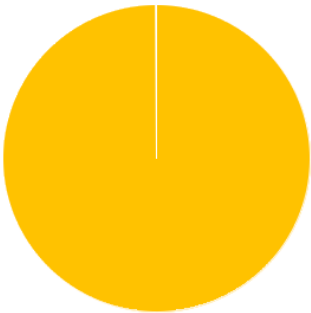


Gender Numbers

Male:	60
Female:	14
Other:	0

Gender information may not be available for all arrests reported.

Arrests By Race



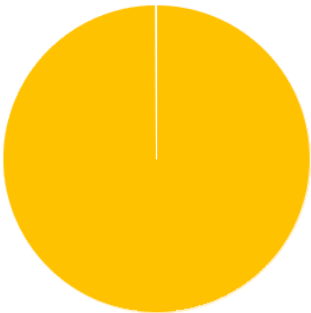

100%

Race Numbers

Caucasian:	1
Black:	0
Hispanic:	0
Asian:	0
Indian:	0
Other:	0

Race information may not be available for all arrests reported.

Arrests By Age



100%

Age Numbers

Minor:	74
18-25:	0
26-30:	0
31-40:	0
41-50:	0
51+:	0

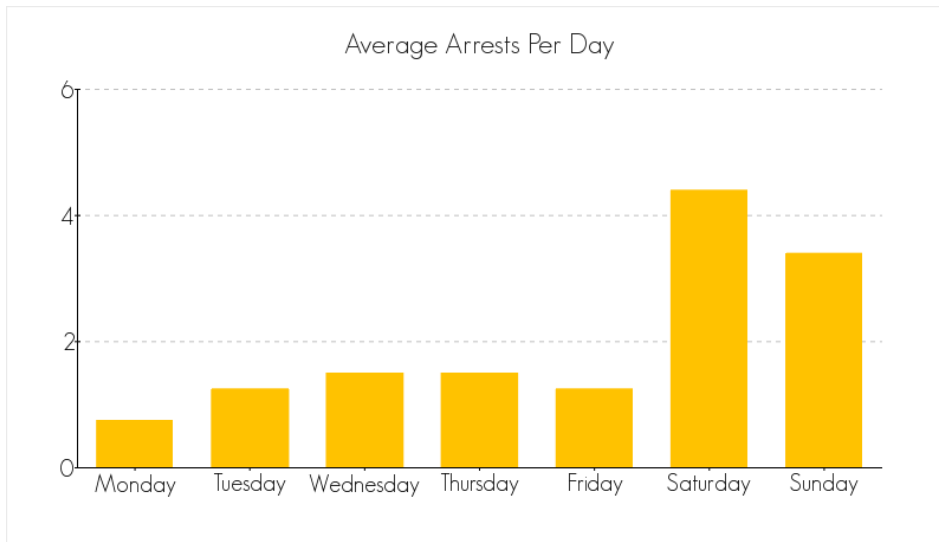
ARRESTS FOR THE CRIME OF 'DRUNK (M)' FOR THE MONTH OF NOVEMBER 2014

The following are statistics for the crime of Drunk (M) reported in the month of November 2014.

Total Number of Arrests

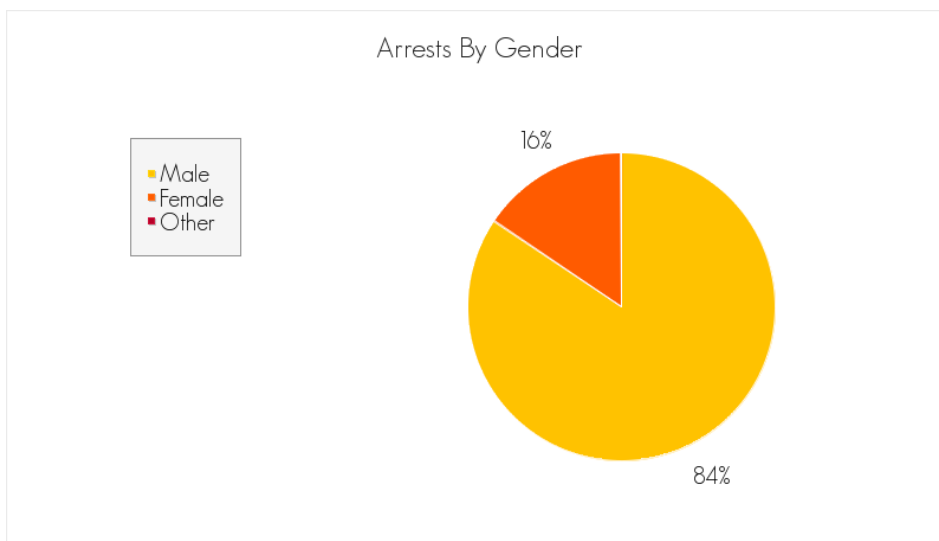
the month of November 2014: 64

Average Arrests by Day



Averaged over the month of November 2014

Arrests by Gender, Race, and Age



Gender Numbers

Male:	54
Female:	10
Other:	0

Gender information may not be available for all arrests reported.

Arrests By Race

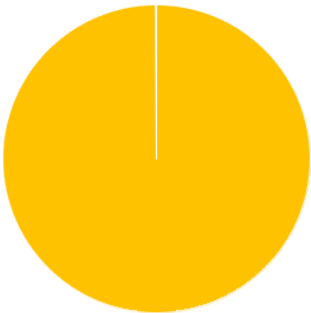


Race Numbers

Caucasian:	0
Black:	0
Hispanic:	0
Asian:	0
Indian:	0
Other:	0

Race information may not be available for all arrests reported.

Arrests By Age



Age Numbers

Minor:	64
18-25:	0
26-30:	0
31-40:	0
41-50:	0
51+:	0

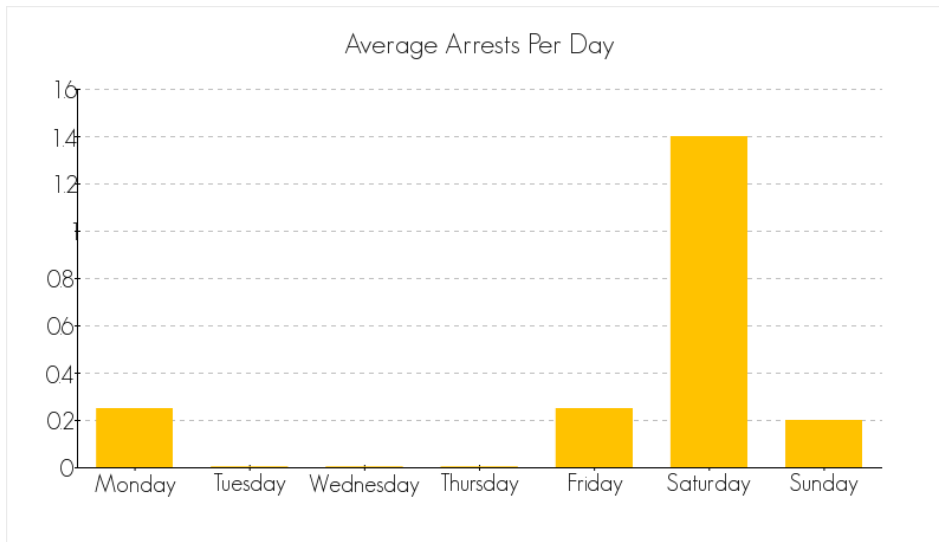
ARRESTS FOR THE CRIME OF 'LIQUOR LAWS (M)' FOR THE MONTH OF NOVEMBER 2014

The following are statistics for the crime of Liquor Laws (M) reported in the month of November 2014.

Total Number of Arrests

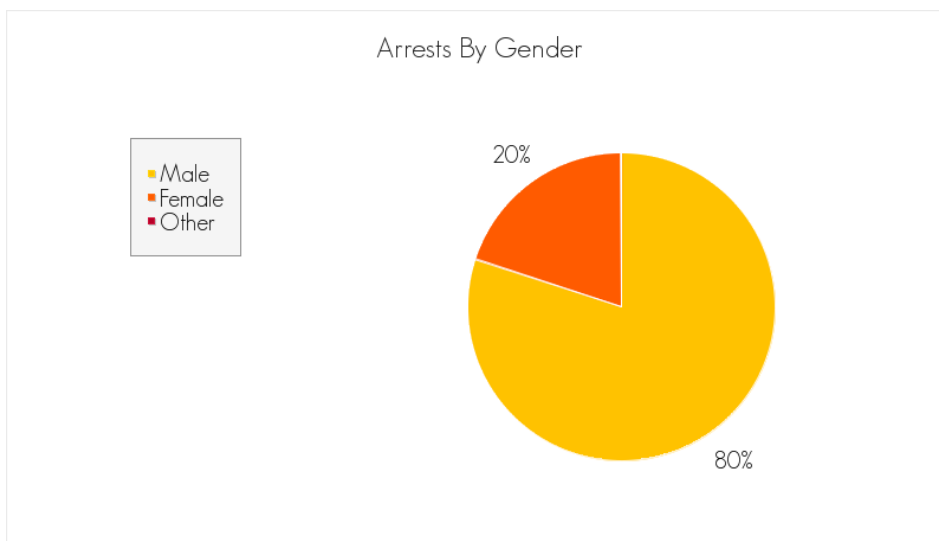
the month of November 2014: 10

Average Arrests by Day



Averaged over the month of November 2014

Arrests by Gender, Race, and Age



Gender Numbers

Male:	8
Female:	2
Other:	0

Gender information may not be available for all arrests reported.

Arrests By Race

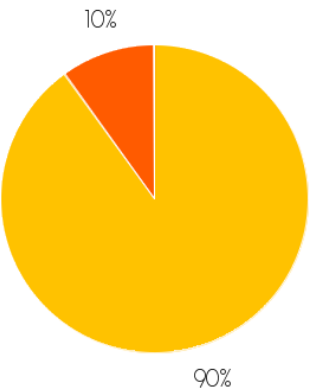


Race Numbers

Caucasian:	0
Black:	0
Hispanic:	0
Asian:	0
Indian:	0
Other:	0

Race information may not be available for all arrests reported.

Arrests By Age



Age Numbers

Minor:	9
18-25:	1
26-30:	0
31-40:	0
41-50:	0
51+:	0

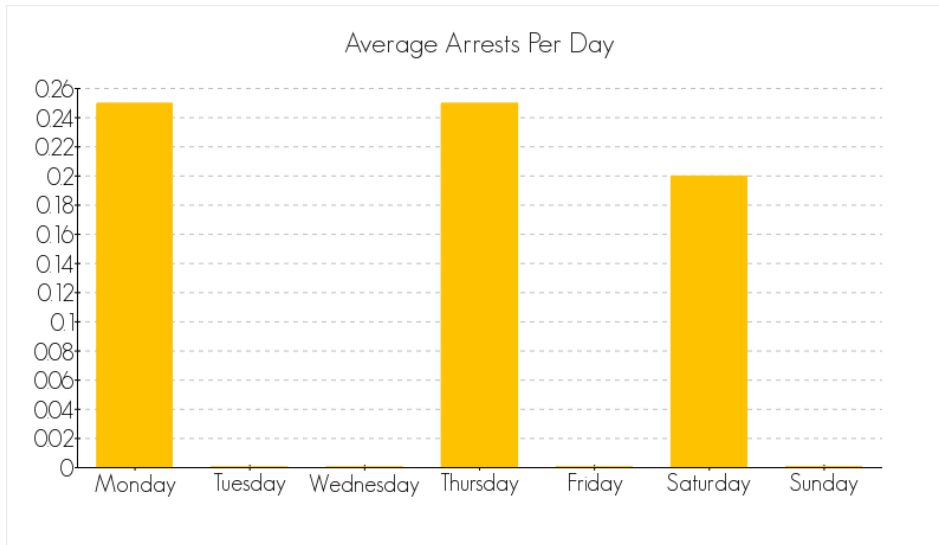
ARRESTS FOR THE CRIME OF 'DISORDERLY CONDUCT (M)' FOR THE MONTH OF NOVEMBER 2014

The following are statistics for the crime of Disorderly Conduct (M) reported in the month of November 2014.

Total Number of Arrests

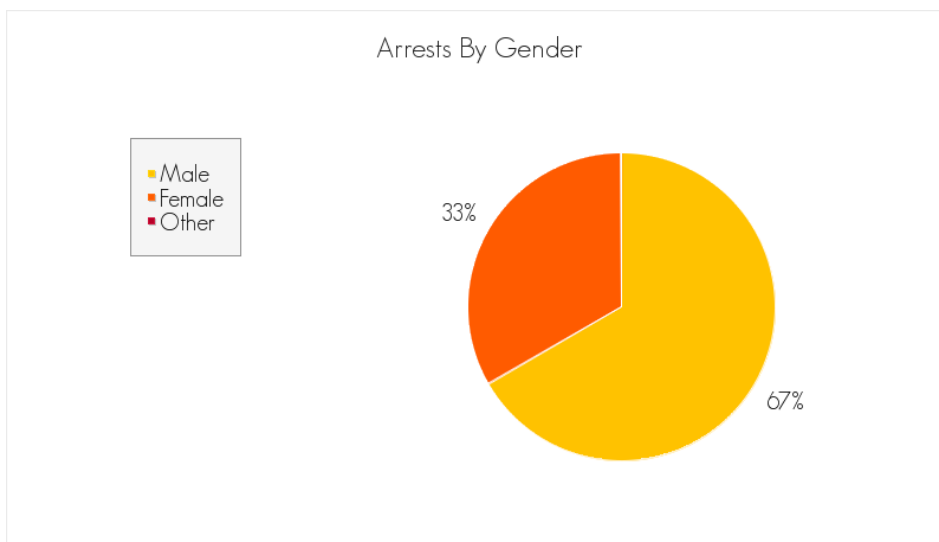
the month of November 2014: 3

Average Arrests by Day



Averaged over the month of November 2014

Arrests by Gender, Race, and Age



Gender Numbers

Male:	2
Female:	1
Other:	0

Gender information may not be available for all arrests reported.

Arrests By Race

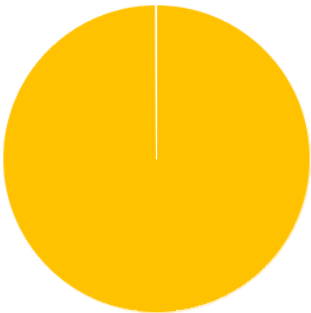


Race Numbers

Caucasian:	0
Black:	0
Hispanic:	0
Asian:	0
Indian:	0
Other:	0

Race information may not be available for all arrests reported.

Arrests By Age



Age Numbers

Minor:	3
18-25:	0
26-30:	0
31-40:	0
41-50:	0
51+:	0

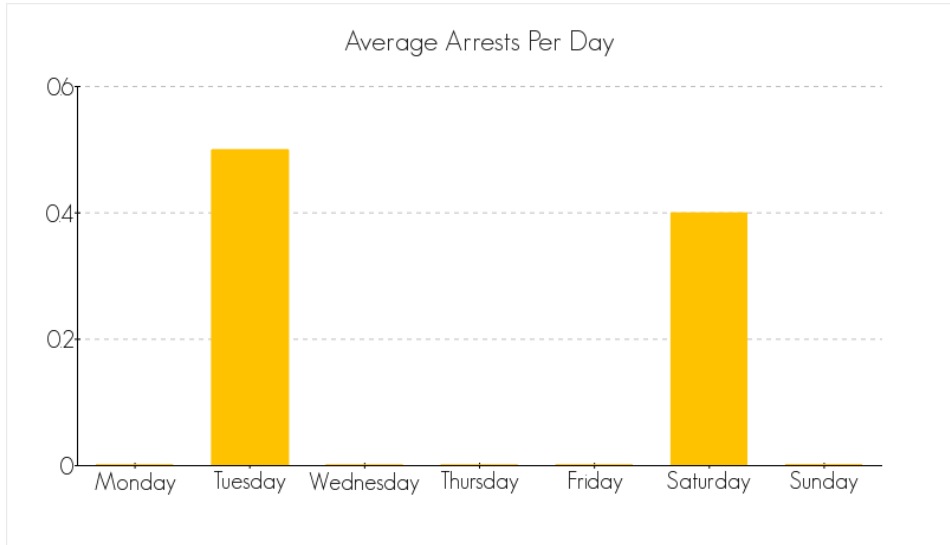
ARRESTS FOR THE CRIME OF 'DISTURBING THE PEACE (M)' FOR THE MONTH OF NOVEMBER 2014

The following are statistics for the crime of Disturbing the Peace (M) reported in the month of November 2014.

Total Number of Arrests

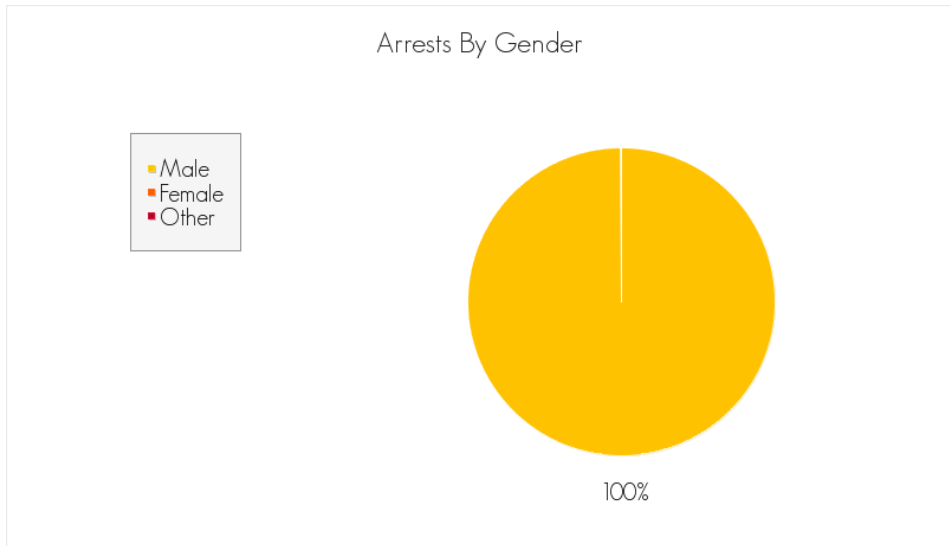
the month of November 2014: 4

Average Arrests by Day



Averaged over the month of November 2014

Arrests by Gender, Race, and Age

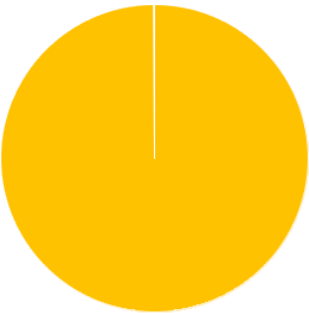


Gender Numbers

Male:	4
Female:	0
Other:	0

Gender information may not be available for all arrests reported.

Arrests By Race



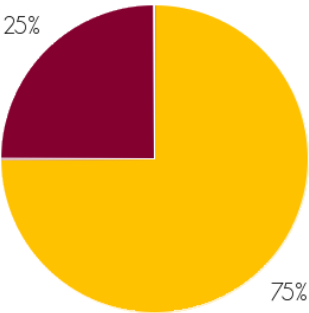
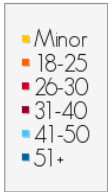
100%

Race Numbers

Caucasian:	1
Black:	0
Hispanic:	0
Asian:	0
Indian:	0
Other:	0

Race information may not be available for all arrests reported.

Arrests By Age



75%

Age Numbers

Minor:	3
18-25:	0
26-30:	0
31-40:	1
41-50:	0
51+:	0

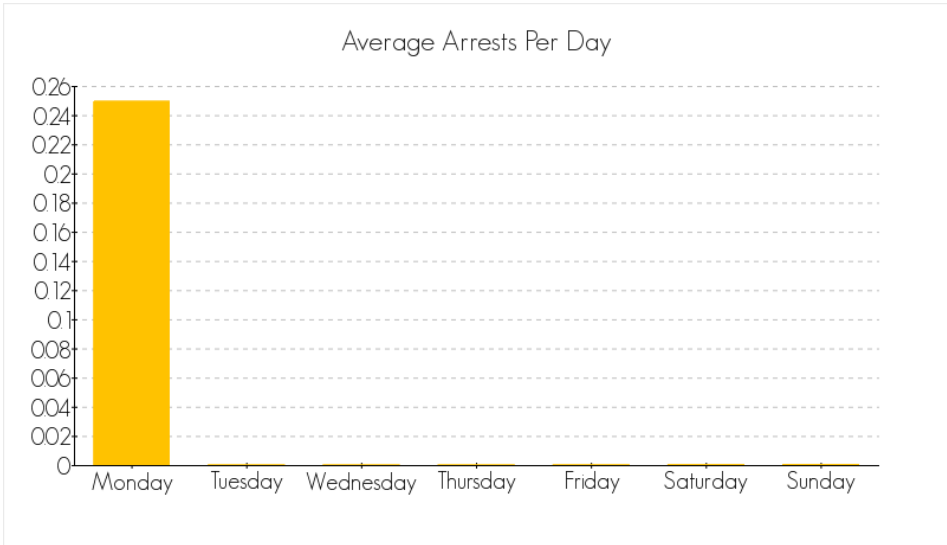
ARRESTS FOR THE CRIME OF 'MALICIOUS MISCHIEF (M)' FOR THE MONTH OF NOVEMBER 2014

The following are statistics for the crime of Malicious Mischief (M) reported in the month of November 2014.

Total Number of Arrests

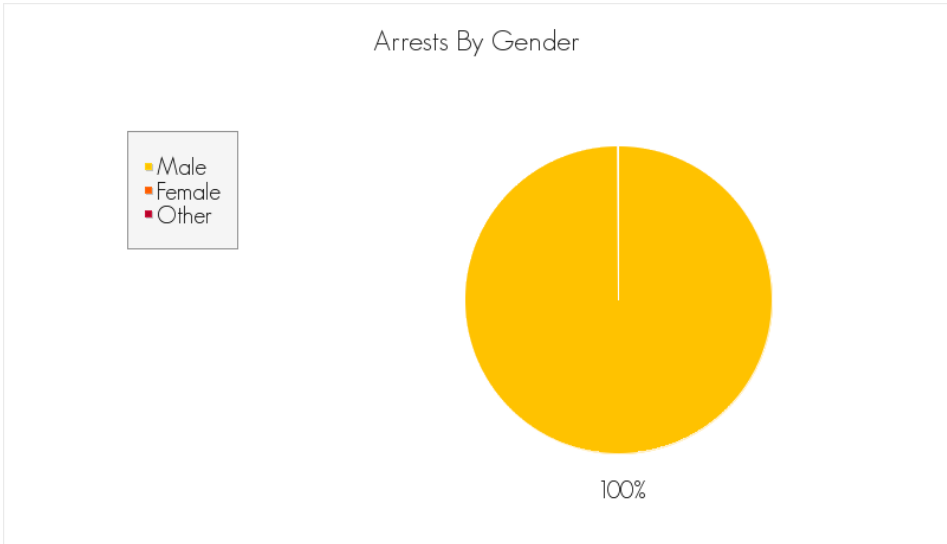
the month of November 2014: 1

Average Arrests by Day



Averaged over the month of November 2014

Arrests by Gender, Race, and Age



Gender Numbers

Male:	1
Female:	0
Other:	0

Gender information may not be available for all arrests reported.

Arrests By Race

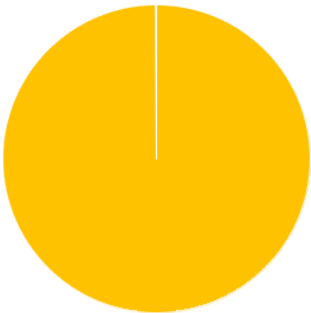


Race Numbers

Caucasian:	0
Black:	0
Hispanic:	0
Asian:	0
Indian:	0
Other:	0

Race information may not be available for all arrests reported.

Arrests By Age



Age Numbers

Minor:	1
18-25:	0
26-30:	0
31-40:	0
41-50:	0
51+:	0

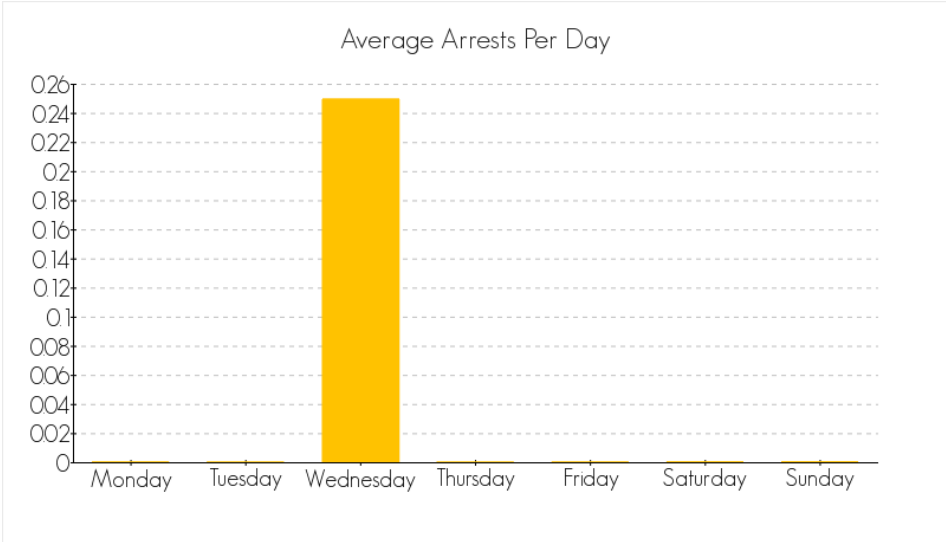
ARRESTS FOR THE CRIME OF 'VANDALISM (M)' FOR THE MONTH OF NOVEMBER 2014

The following are statistics for the crime of Vandalism (M) reported in the month of November 2014.

Total Number of Arrests

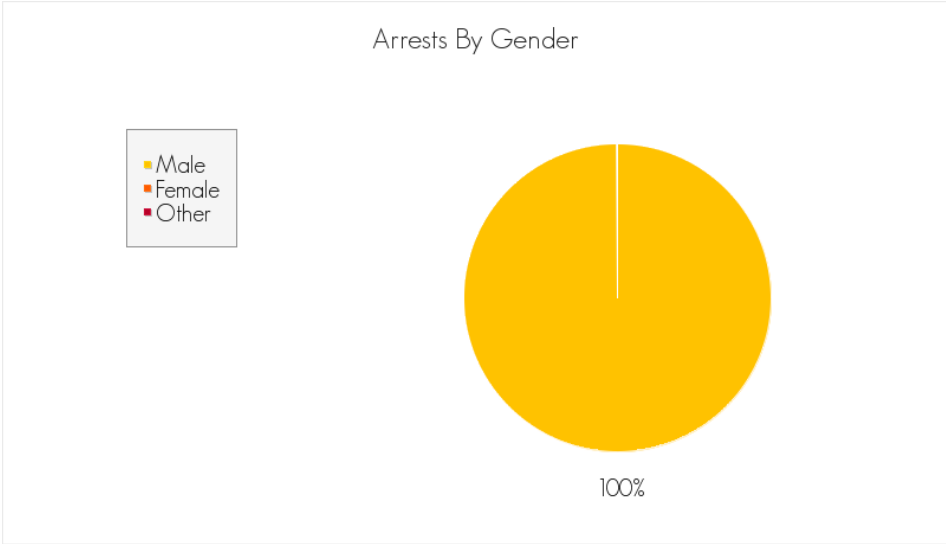
the month of November 2014: 1

Average Arrests by Day



Averaged over the month of November 2014

Arrests by Gender, Race, and Age



Gender Numbers

Male:	1
Female:	0
Other:	0

Gender information may not be available for all arrests reported.

Arrests By Race

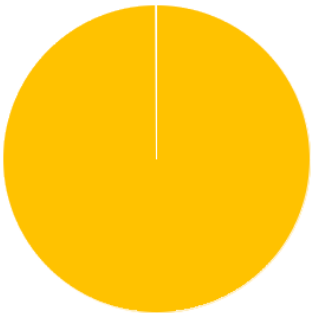


Race Numbers

Caucasian:	0
Black:	0
Hispanic:	0
Asian:	0
Indian:	0
Other:	0

Race information may not be available for all arrests reported.

Arrests By Age



Age Numbers

Minor:	1
18-25:	0
26-30:	0
31-40:	0
41-50:	0
51+:	0

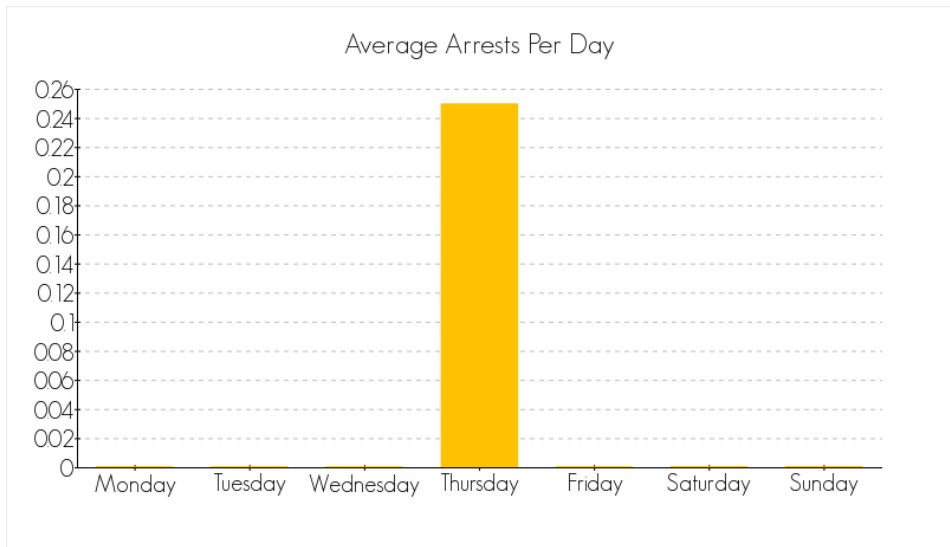
ARRESTS FOR THE CRIME OF 'TRESPASSING (M)' FOR THE MONTH OF NOVEMBER 2014

The following are statistics for the crime of Trespassing (M) reported in the month of November 2014.

Total Number of Arrests

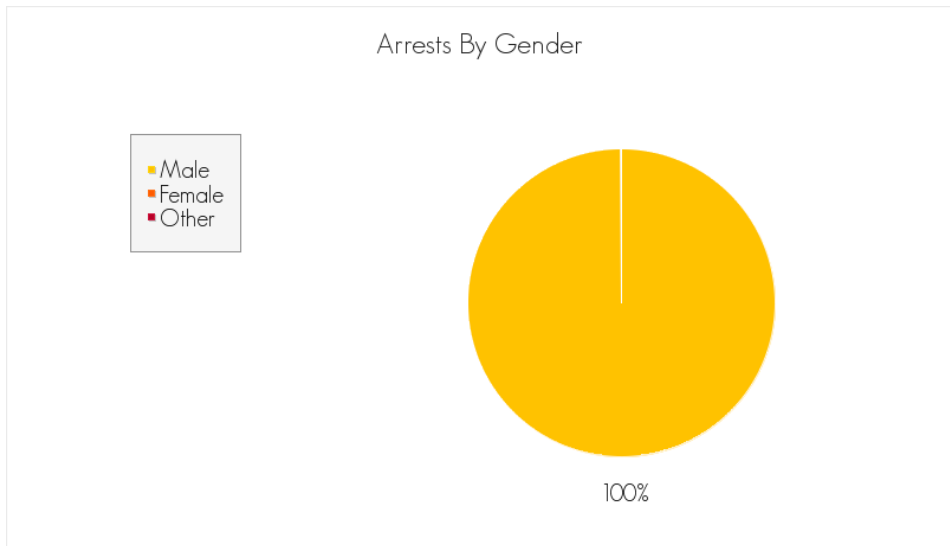
the month of November 2014: 1

Average Arrests by Day



Averaged over the month of November 2014

Arrests by Gender, Race, and Age



Gender Numbers

Male:	1
Female:	0
Other:	0

Gender information may not be available for all arrests reported.

Arrests By Race

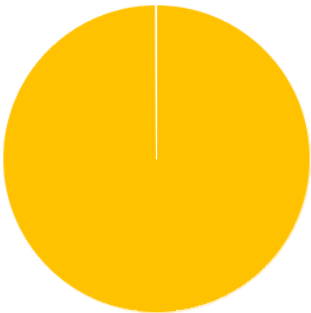


Race Numbers

Caucasian:	0
Black:	0
Hispanic:	0
Asian:	0
Indian:	0
Other:	0

Race information may not be available for all arrests reported.

Arrests By Age



Age Numbers

Minor:	1
18-25:	0
26-30:	0
31-40:	0
41-50:	0
51+:	0

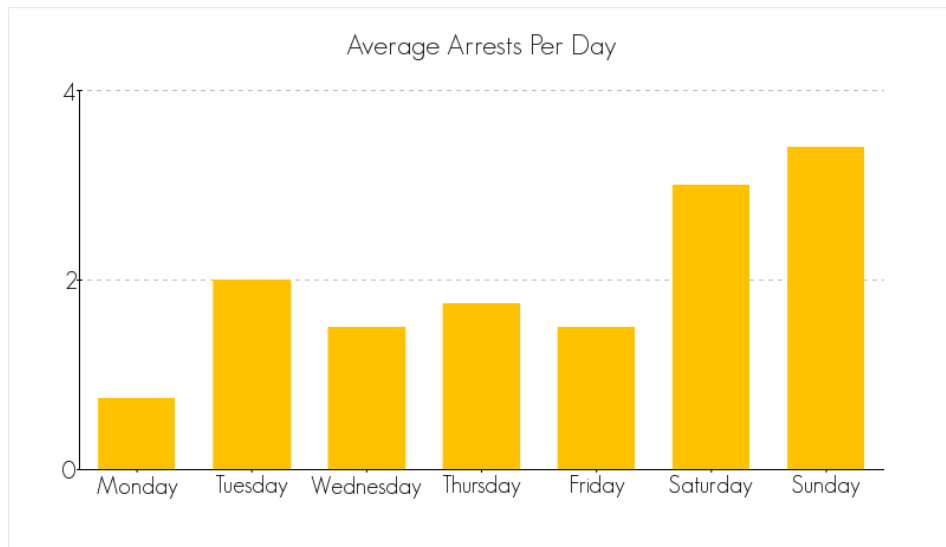
ARRESTS FOR THE CRIME OF 'DRIVING UNDER THE INFLUENCE (M)' FOR THE MONTH OF NOVEMBER 2014

The following are statistics for the crime of Driving Under the Influence (M) reported in the month of November 2014.

Total Number of Arrests

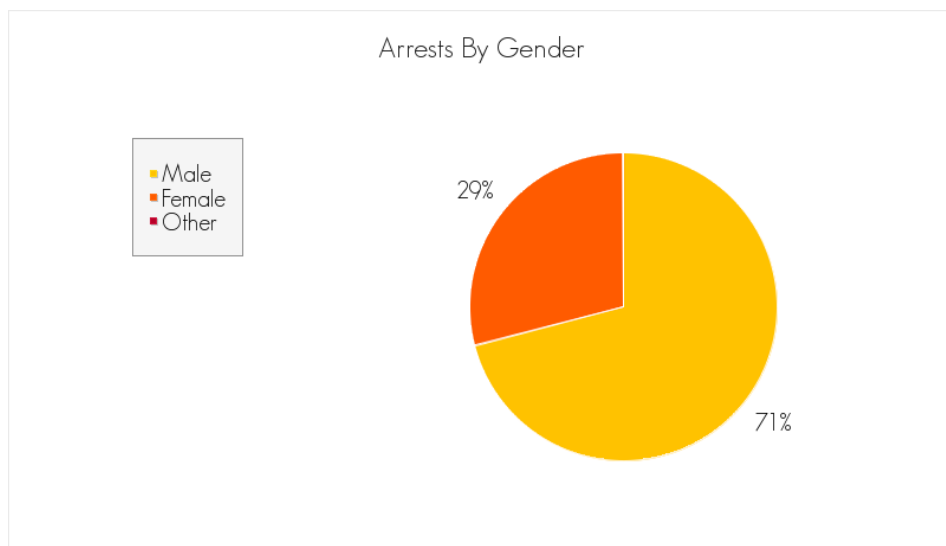
the month of November 2014: 62

Average Arrests by Day



Averaged over the month of November 2014

Arrests by Gender, Race, and Age

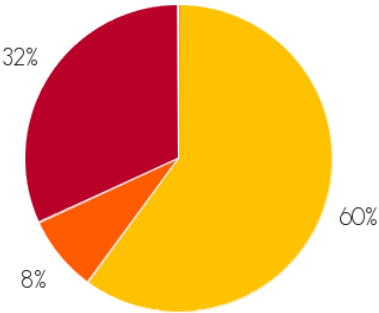


Gender Numbers

Male:	44
Female:	18
Other:	0

Gender information may not be available for all arrests reported.

Arrests By Race

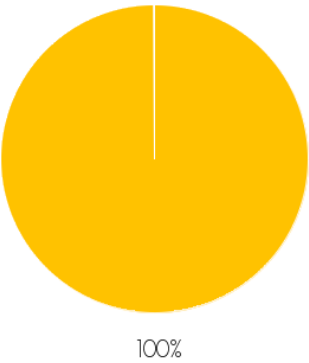
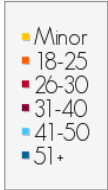


Race Numbers

Caucasian:	15
Black:	2
Hispanic:	8
Asian:	0
Indian:	0
Other:	0

Race information may not be available for all arrests reported.

Arrests By Age



Age Numbers

Minor:	62
18-25:	0
26-30:	0
31-40:	0
41-50:	0
51+:	0

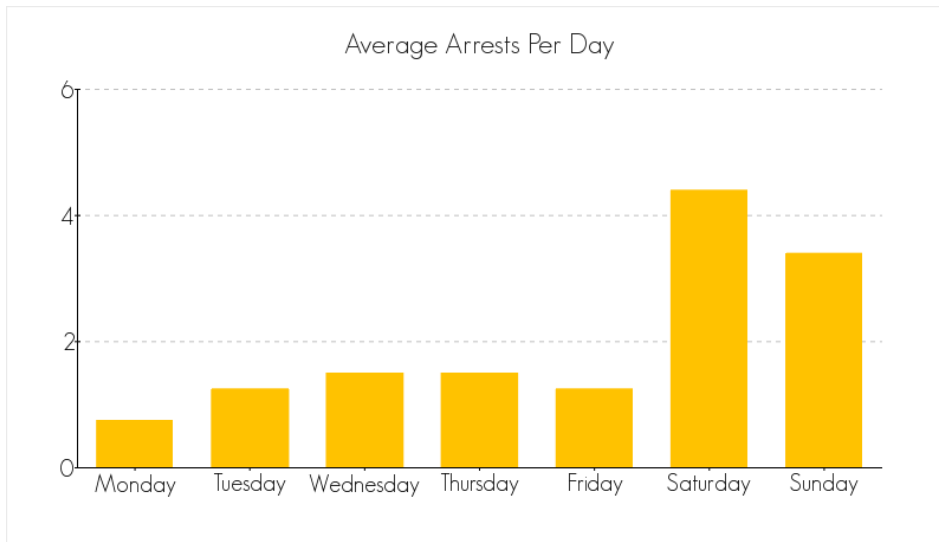
ARRESTS FOR THE CRIME OF 'GLUE SNIFFING (M)' FOR THE MONTH OF NOVEMBER 2014

The following are statistics for the crime of Glue Sniffing (M) reported in the month of November 2014.

Total Number of Arrests

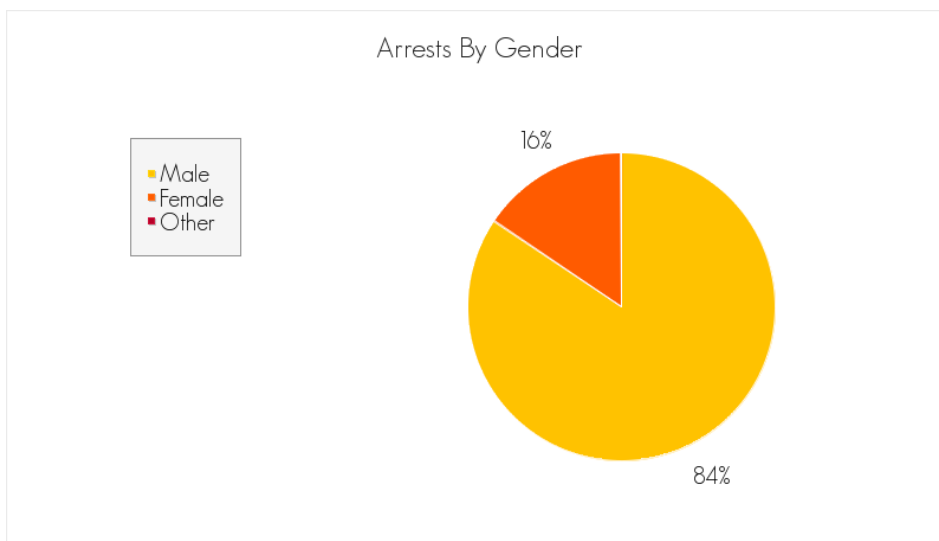
the month of November 2014: 64

Average Arrests by Day



Averaged over the month of November 2014

Arrests by Gender, Race, and Age



Gender Numbers

Male:	54
Female:	10
Other:	0

Gender information may not be available for all arrests reported.

Arrests By Race

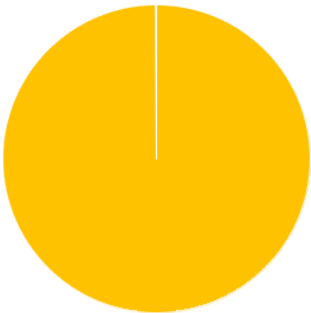


Race Numbers

Caucasian:	0
Black:	0
Hispanic:	0
Asian:	0
Indian:	0
Other:	0

Race information may not be available for all arrests reported.

Arrests By Age



100%

Age Numbers

Minor:	64
18-25:	0
26-30:	0
31-40:	0
41-50:	0
51+:	0

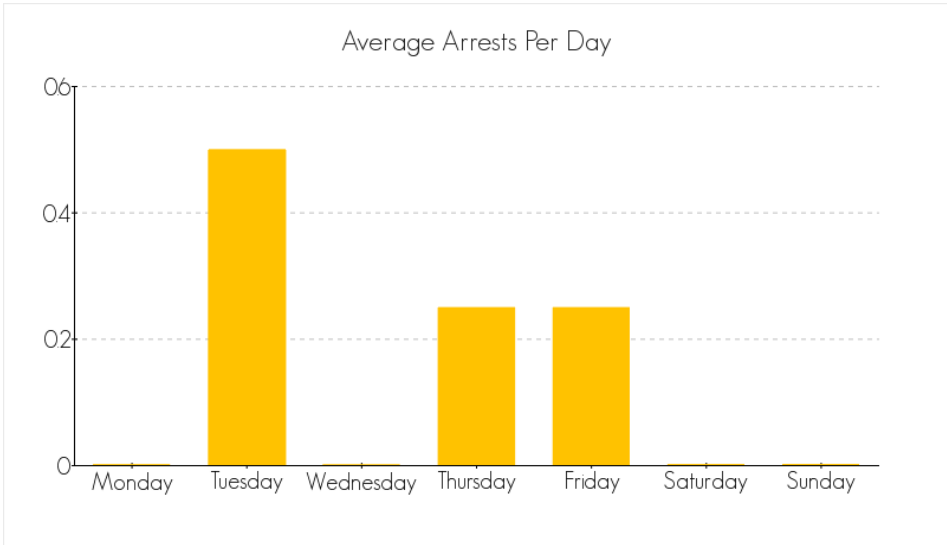
ARRESTS FOR THE CRIME OF 'SELECTED TRAFFIC VIOLATIONS (M)' FOR THE MONTH OF NOVEMBER 2014

The following are statistics for the crime of Selected Traffic Violations (M) reported in the month of November 2014.

Total Number of Arrests

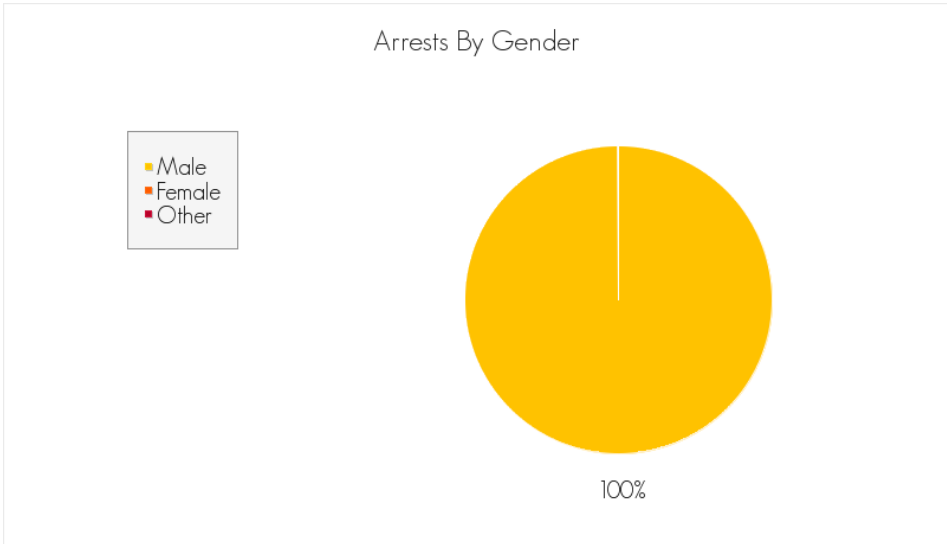
the month of November 2014: 4

Average Arrests by Day



Averaged over the month of November 2014

Arrests by Gender, Race, and Age



Gender Numbers

Male:	4
Female:	0
Other:	0

Gender information may not be available for all arrests reported.

Arrests By Race

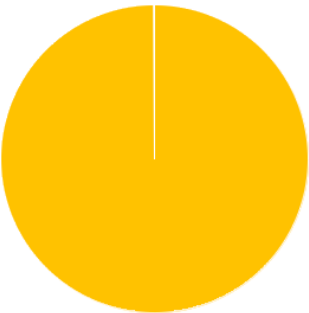


Race Numbers

Caucasian:	0
Black:	0
Hispanic:	0
Asian:	0
Indian:	0
Other:	0

Race information may not be available for all arrests reported.

Arrests By Age



Age Numbers

Minor:	4
18-25:	0
26-30:	0
31-40:	0
41-50:	0
51+:	0

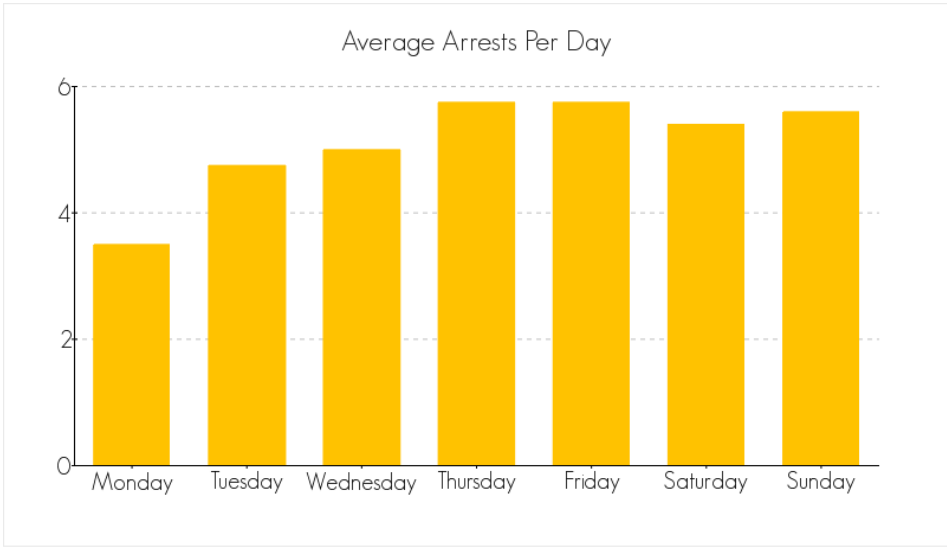
ARRESTS FOR THE CRIME OF 'ALL OTHER MISDEMEANOR OFFENSES (M)' FOR THE MONTH OF NOVEMBER 2014

The following are statistics for the crime of All Other Misdemeanor Offenses (M) reported in the month of November 2014.

Total Number of Arrests

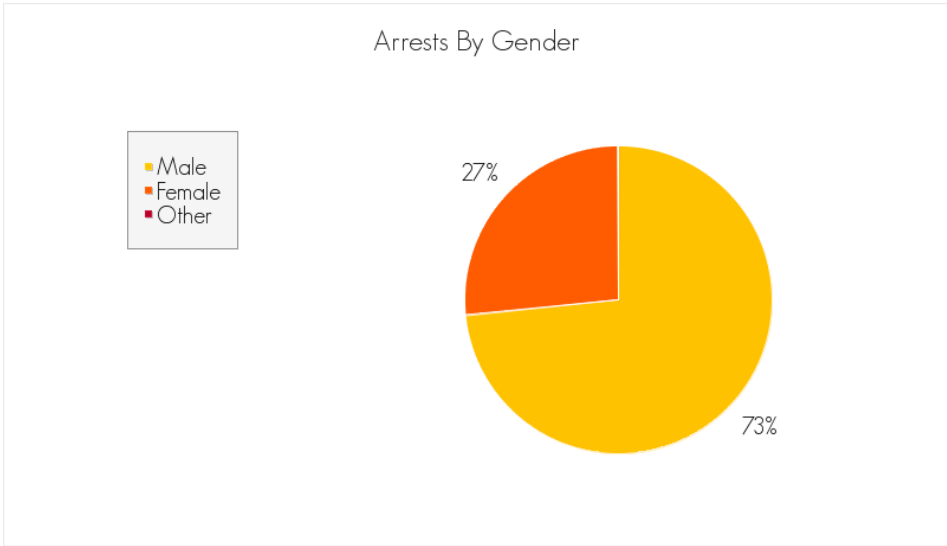
the month of November 2014: 154

Average Arrests by Day



Averaged over the month of November 2014

Arrests by Gender, Race, and Age

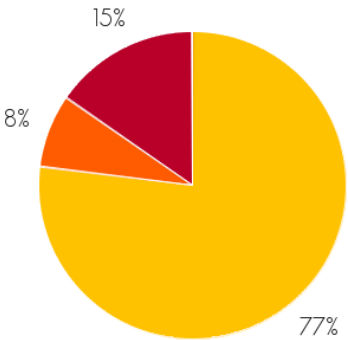


Gender Numbers

Male:	113
Female:	41
Other:	0

Gender information may not be available for all arrests reported.

Arrests By Race

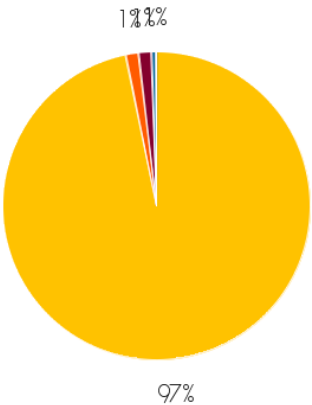
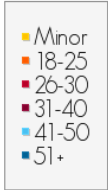


Race Numbers

Caucasian:	20
Black:	2
Hispanic:	4
Asian:	0
Indian:	0
Other:	0

Race information may not be available for all arrests reported.

Arrests By Age



Age Numbers

Minor:	149
18-25:	2
26-30:	0
31-40:	2
41-50:	0
51+:	1

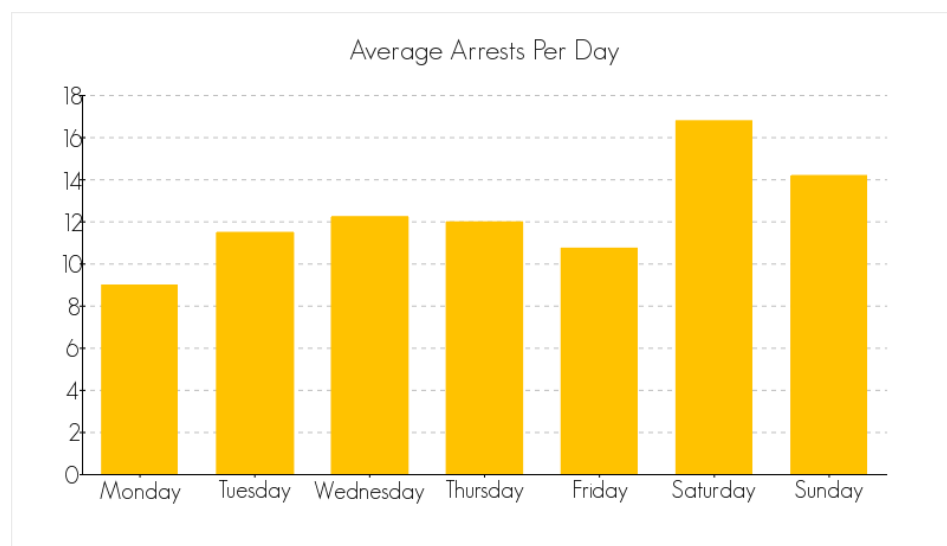
ARRESTS IN BUTTE COUNTY FOR THE MONTH OF NOVEMBER 2014

The following are statistics for all crimes reported in the month of November 2014, excluding police department data.

Total Number of Arrests

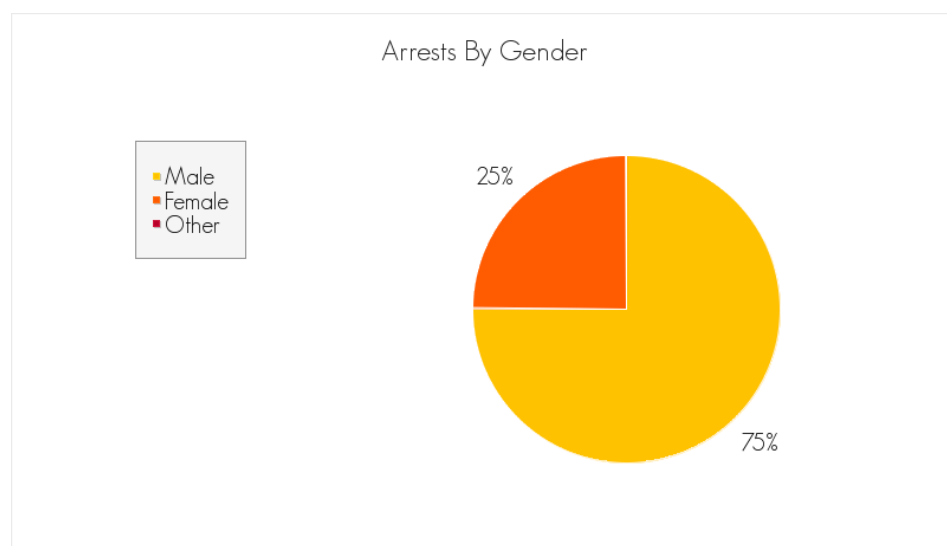
the month of November 2014: 193

Average Arrests by Day



Averaged over the month of November 2014

Arrests by Gender, Race, Age, and Felony vs. Misdemeanor

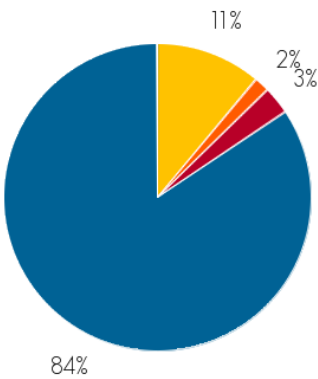


Gender Numbers

Male:	141
Female:	52
Other:	0

Gender information may not be available for all arrests reported.

Arrests By Race

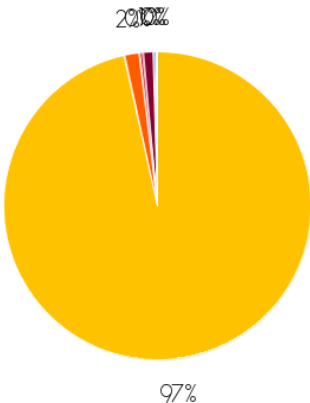
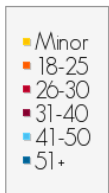


Race Numbers

Caucasian:	38
Black:	4
Hispanic:	11
Asian:	0
Indian:	0
Other:	140

Race information may not be available for all arrests reported.

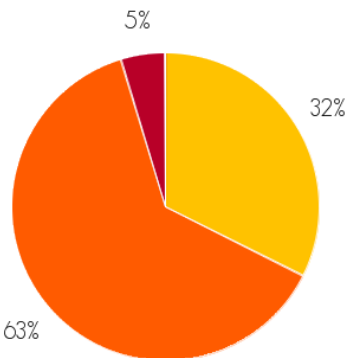
Arrests By Age



Age Numbers

Minor:	187
18-25:	2
26-30:	1
31-40:	3
41-50:	0
51+:	0

Felony vs. Misdemeanor



F vs. M Numbers

Felony:	86
Misdemeanor:	152
Other:	11

Arrests that have both felony and misdemeanor charges are accounted for in both arrest types.

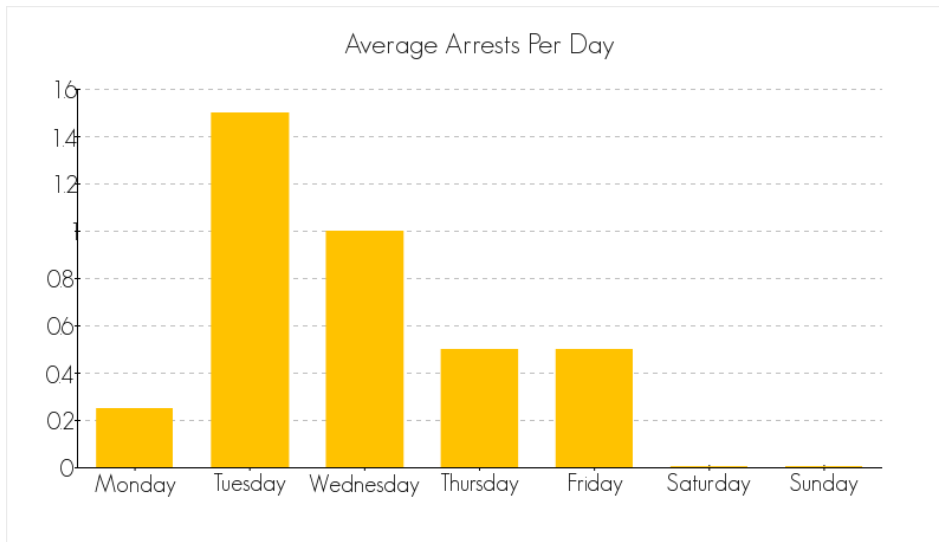
ARRESTS IN BUTTE COUNTY FOR THE CRIME OF 'ASSAULT (F)' FOR THE MONTH OF NOVEMBER 2014

The following are statistics for the crime of Assault (F) reported in the month of November 2014.

Total Number of Arrests

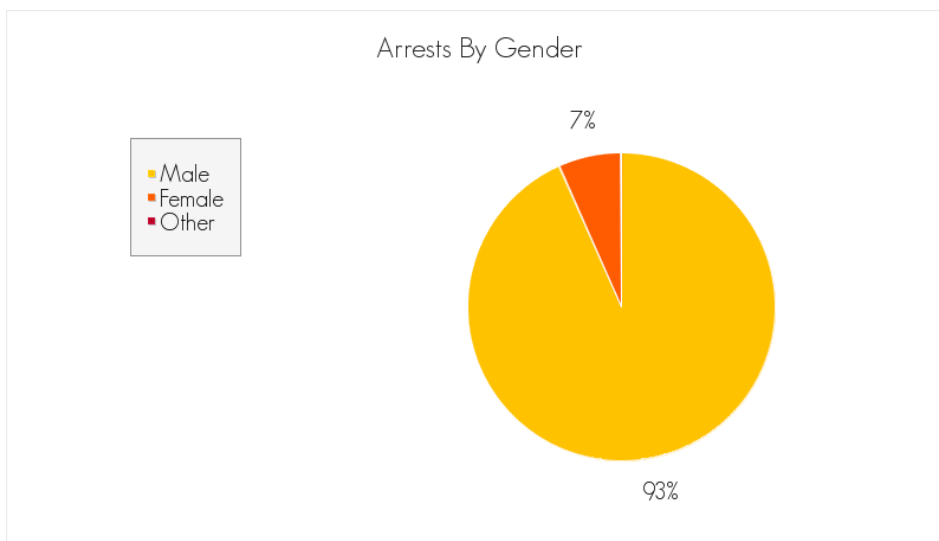
the month of November 2014: 8

Average Arrests by Day



Averaged over the month of November 2014

Arrests by Gender, Race, and Age

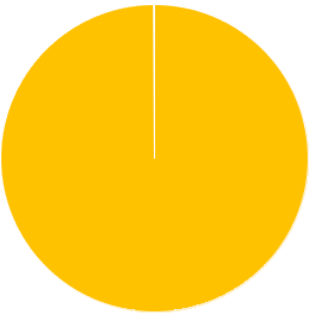


Gender Numbers

Male:	8
Female:	0
Other:	0

Gender information may not be available for all arrests reported.

Arrests By Race



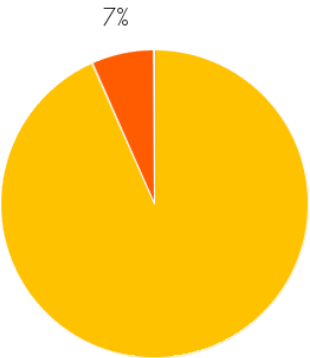
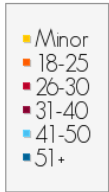
100%

Race Numbers

Caucasian:	1
Black:	0
Hispanic:	0
Asian:	0
Indian:	0
Other:	0

Race information may not be available for all arrests reported.

Arrests By Age



93%

Age Numbers

Minor:	7
18-25:	1
26-30:	0
31-40:	0
41-50:	0
51+:	0

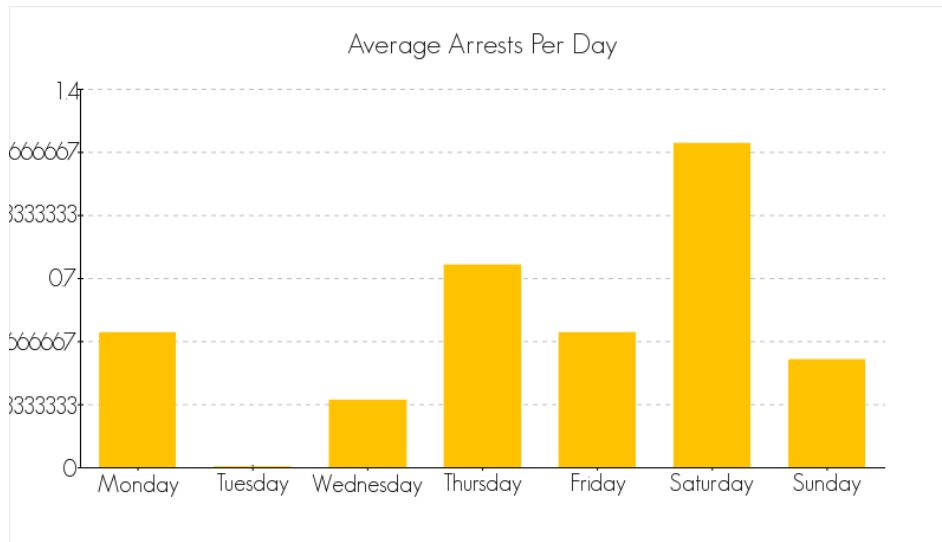
ARRESTS IN BUTTE COUNTY FOR THE CRIME OF 'BURGLARY (F)' FOR THE MONTH OF NOVEMBER 2014

The following are statistics for the crime of Burglary (F) reported in the month of November 2014.

Total Number of Arrests

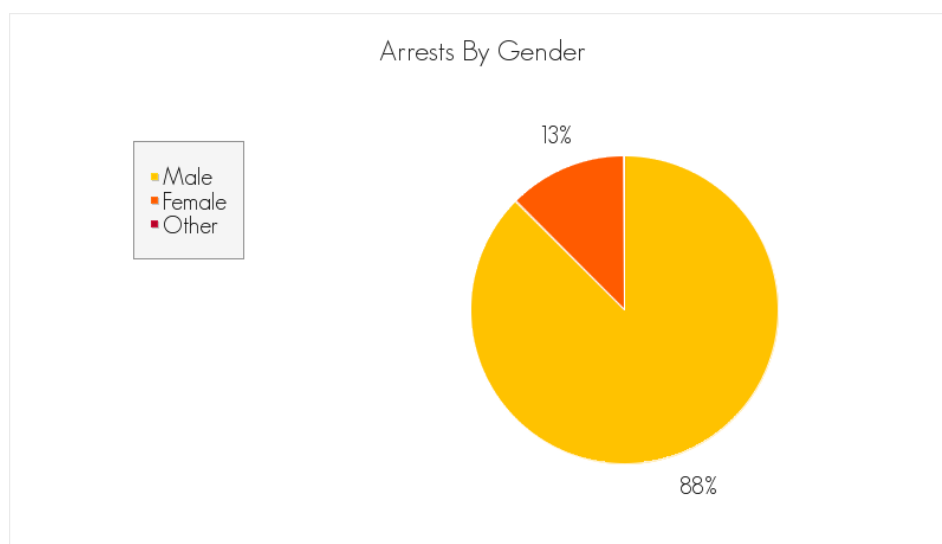
the month of November 2014: 8

Average Arrests by Day



Averaged over the month of November 2014

Arrests by Gender, Race, and Age

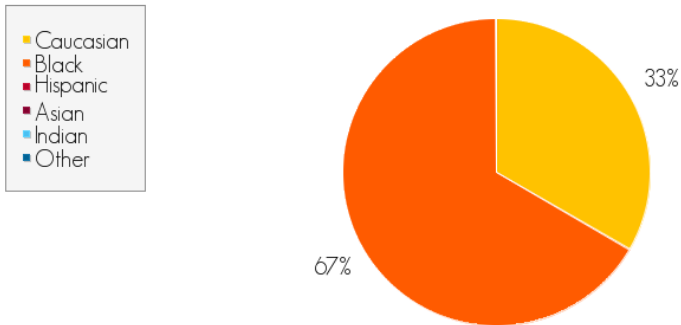


Gender Numbers

Male:	7
Female:	1
Other:	0

Gender information may not be available for all arrests reported.

Arrests By Race

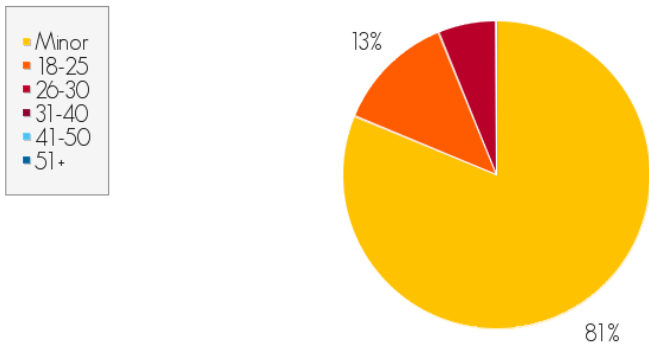


Race Numbers

Caucasian:	1
Black:	0
Hispanic:	0
Asian:	0
Indian:	0
Other:	0

Race information may not be available for all arrests reported.

Arrests By Age



Age Numbers

Minor:	7
18-25:	0
26-30:	1
31-40:	0
41-50:	0
51+:	0

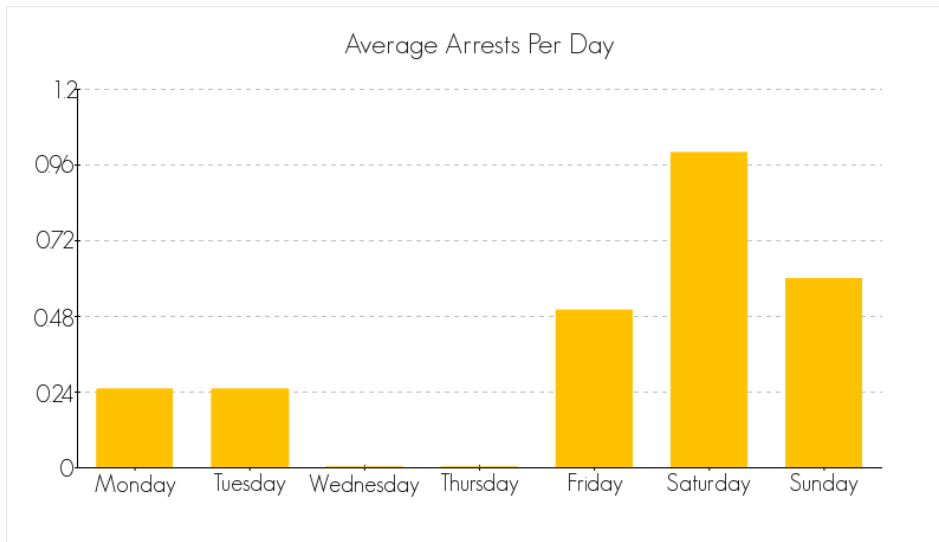
ARRESTS IN BUTTE COUNTY FOR THE CRIME OF 'THEFT (F)' FOR THE MONTH OF NOVEMBER 2014

The following are statistics for the crime of Theft (F) reported in the month of November 2014.

Total Number of Arrests

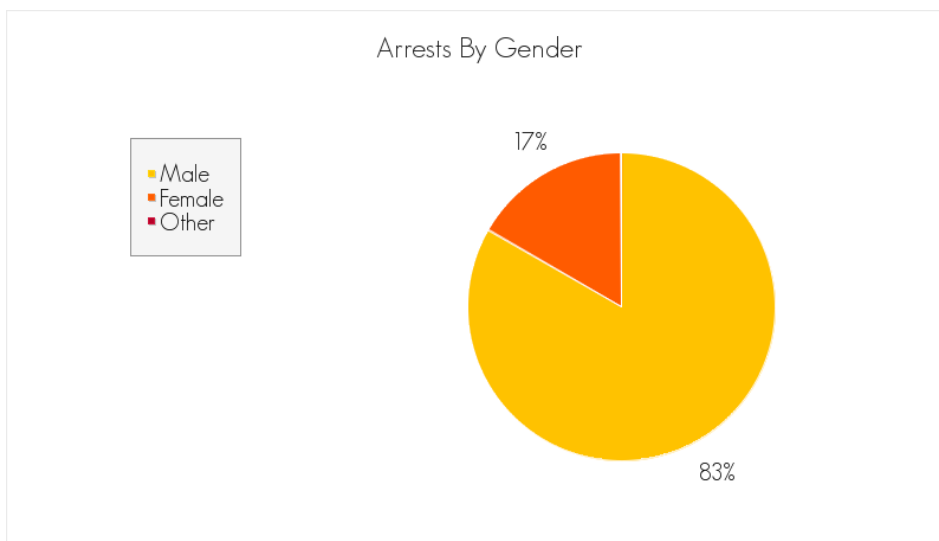
the month of November 2014: 4

Average Arrests by Day



Averaged over the month of November 2014

Arrests by Gender, Race, and Age

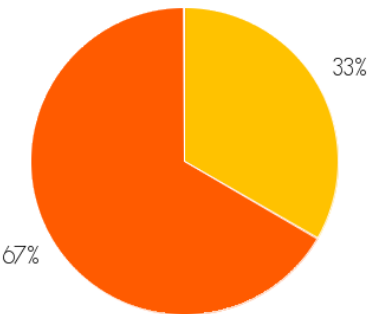


Gender Numbers

Male:	2
Female:	2
Other:	0

Gender information may not be available for all arrests reported.

Arrests By Race

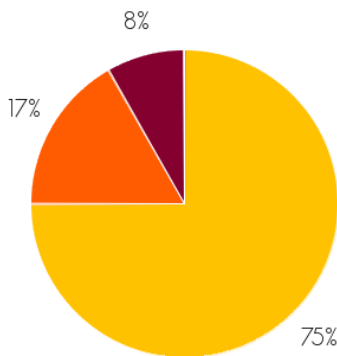
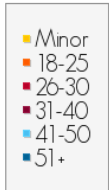


Race Numbers

Caucasian:	1
Black:	0
Hispanic:	0
Asian:	0
Indian:	0
Other:	0

Race information may not be available for all arrests reported.

Arrests By Age



Age Numbers

Minor:	3
18-25:	0
26-30:	0
31-40:	1
41-50:	0
51+:	0

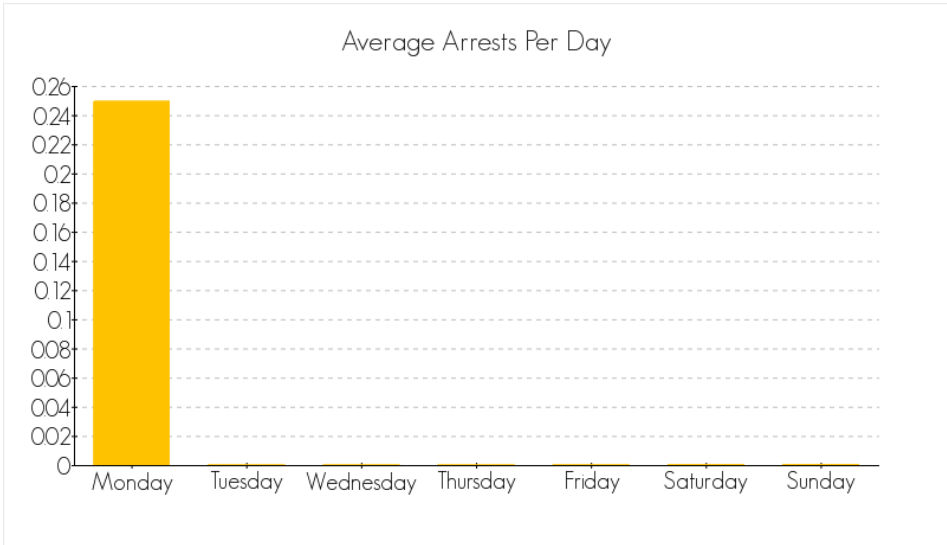
ARRESTS IN BUTTE COUNTY FOR THE CRIME OF 'MOTOR VEHICLE THEFT (F)' FOR THE MONTH OF NOVEMBER 2014

The following are statistics for the crime of Motor Vehicle Theft (F) reported in the month of November 2014.

Total Number of Arrests

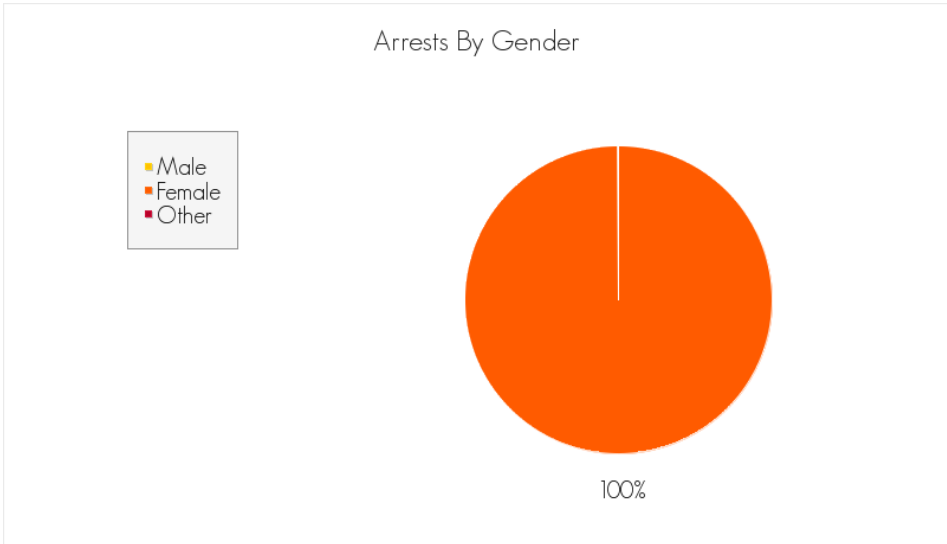
the month of November 2014: 1

Average Arrests by Day



Averaged over the month of November 2014

Arrests by Gender, Race, and Age

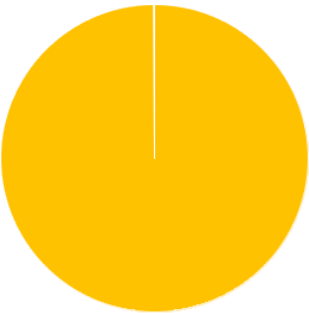


Gender Numbers

Male:	0
Female:	1
Other:	0

Gender information may not be available for all arrests reported.

Arrests By Race



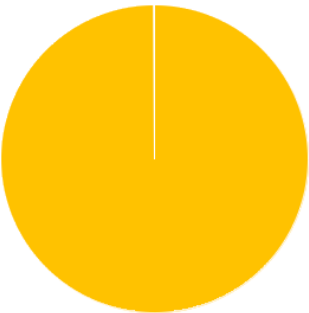
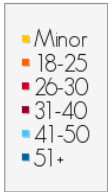
100%

Race Numbers

Caucasian:	1
Black:	0
Hispanic:	0
Asian:	0
Indian:	0
Other:	0

Race information may not be available for all arrests reported.

Arrests By Age



100%

Age Numbers

Minor:	1
18-25:	0
26-30:	0
31-40:	0
41-50:	0
51+:	0

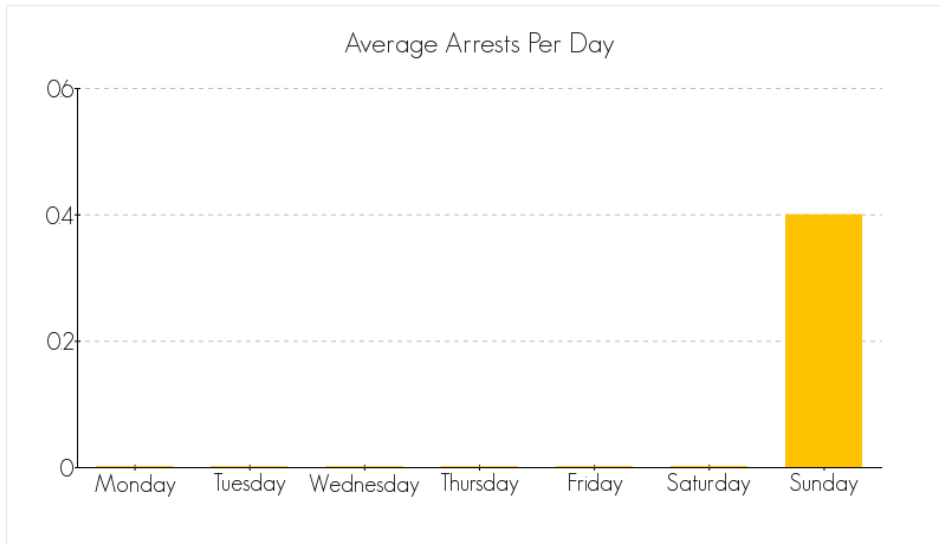
ARRESTS IN BUTTE COUNTY FOR THE CRIME OF 'FORGERY, CHECK, AND ACCESS CARDS (F)' FOR THE MONTH OF NOVEMBER 2014

The following are statistics for the crime of Forgery, Check, and Access Cards (F) reported in the month of November 2014.

Total Number of Arrests

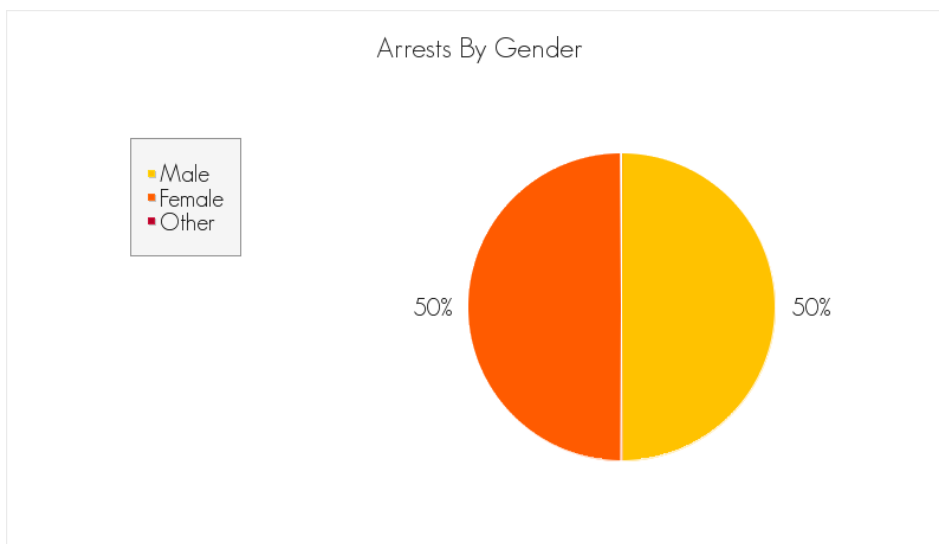
the month of November 2014: 2

Average Arrests by Day



Averaged over the month of November 2014

Arrests by Gender, Race, and Age



Gender Numbers

Male:	1
Female:	1
Other:	0

Gender information may not be available for all arrests reported.

Arrests By Race

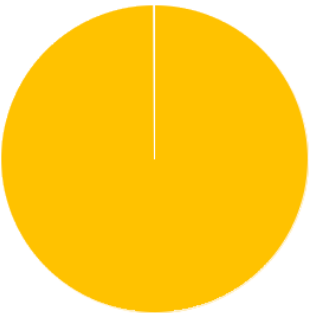


Race Numbers

Caucasian:	0
Black:	0
Hispanic:	0
Asian:	0
Indian:	0
Other:	0

Race information may not be available for all arrests reported.

Arrests By Age



Age Numbers

Minor:	2
18-25:	0
26-30:	0
31-40:	0
41-50:	0
51+:	0

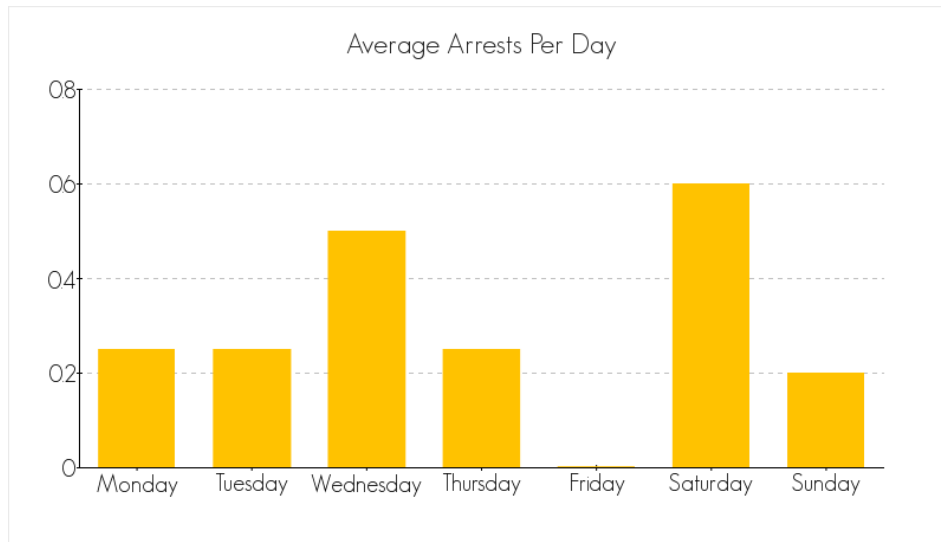
ARRESTS IN BUTTE COUNTY FOR THE CRIME OF 'NARCOTIC (F)' FOR THE MONTH OF NOVEMBER 2014

The following are statistics for the crime of Narcotic (F) reported in the month of November 2014.

Total Number of Arrests

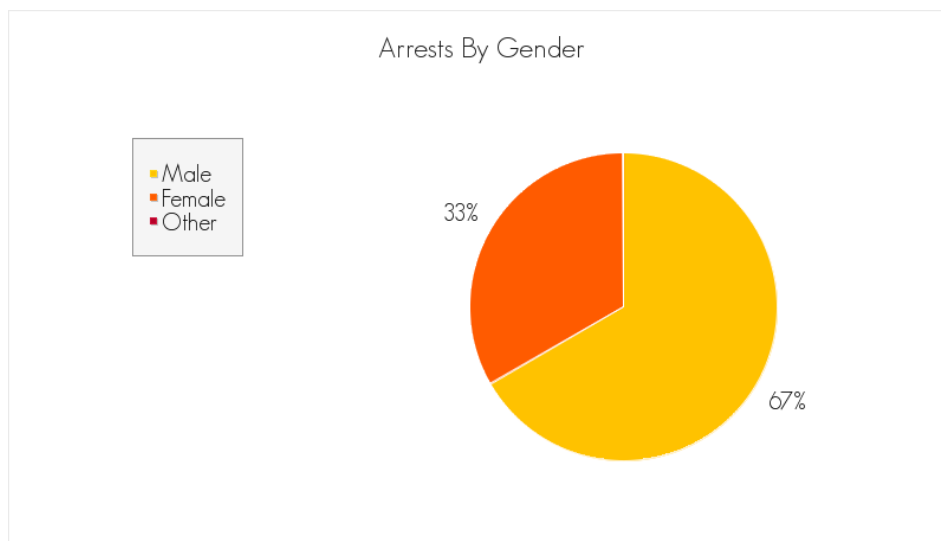
the month of November 2014: 3

Average Arrests by Day



Averaged over the month of November 2014

Arrests by Gender, Race, and Age



Gender Numbers

Male:	2
Female:	1
Other:	0

Gender information may not be available for all arrests reported.

Arrests By Race

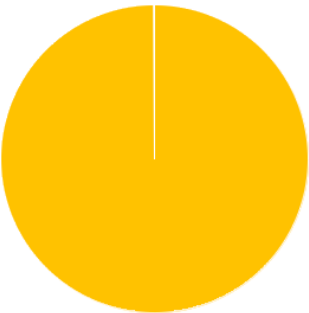


Race Numbers

Caucasian:	0
Black:	0
Hispanic:	0
Asian:	0
Indian:	0
Other:	0

Race information may not be available for all arrests reported.

Arrests By Age



Age Numbers

Minor:	3
18-25:	0
26-30:	0
31-40:	0
41-50:	0
51+:	0

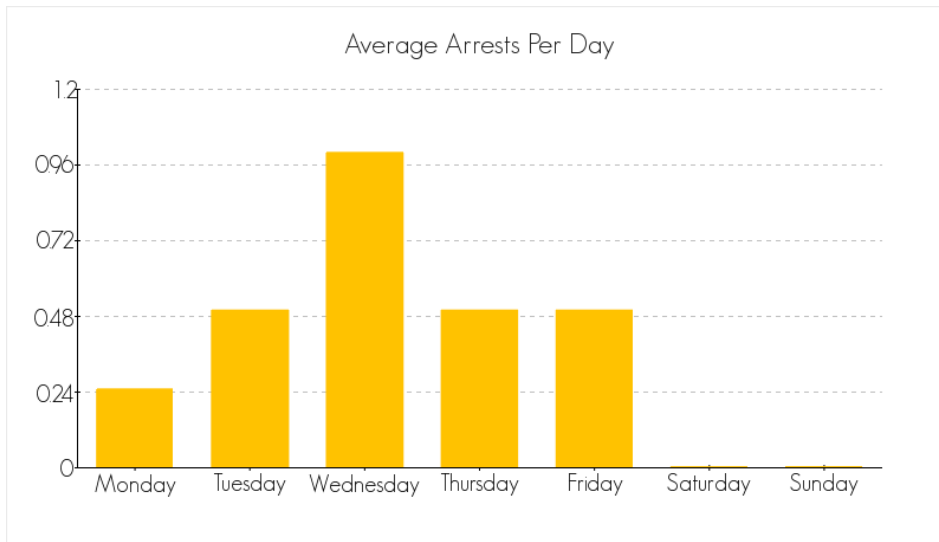
ARRESTS IN BUTTE COUNTY FOR THE CRIME OF 'MARIJUANA (F)' FOR THE MONTH OF NOVEMBER 2014

The following are statistics for the crime of Marijuana (F) reported in the month of November 2014.

Total Number of Arrests

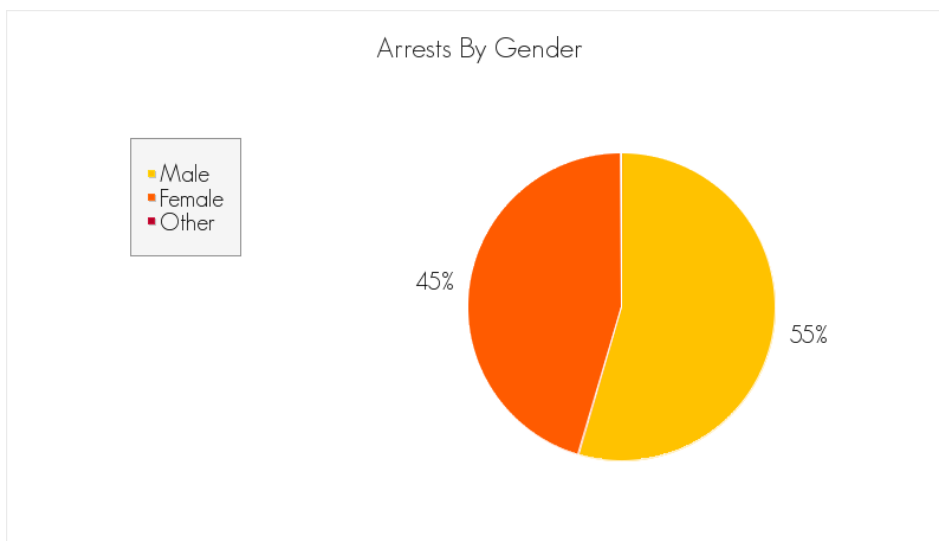
the month of November 2014: 7

Average Arrests by Day



Averaged over the month of November 2014

Arrests by Gender, Race, and Age



Gender Numbers

Male:	3
Female:	4
Other:	0

Gender information may not be available for all arrests reported.

Arrests By Race

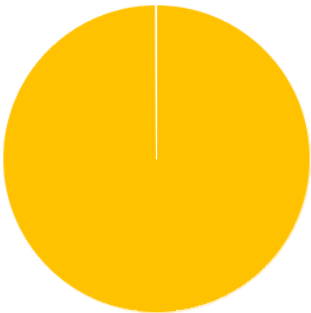


Race Numbers

Caucasian:	0
Black:	0
Hispanic:	0
Asian:	0
Indian:	0
Other:	0

Race information may not be available for all arrests reported.

Arrests By Age



Age Numbers

Minor:	7
18-25:	0
26-30:	0
31-40:	0
41-50:	0
51+:	0

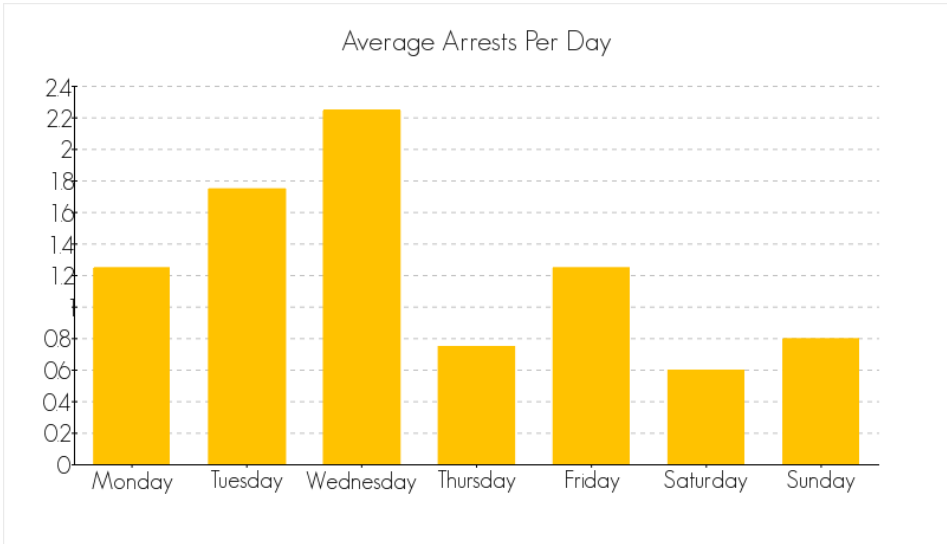
ARRESTS IN BUTTE COUNTY FOR THE CRIME OF 'DANGEROUS DRUG (F)' FOR THE MONTH OF NOVEMBER 2014

The following are statistics for the crime of Dangerous Drug (F) reported in the month of November 2014.

Total Number of Arrests

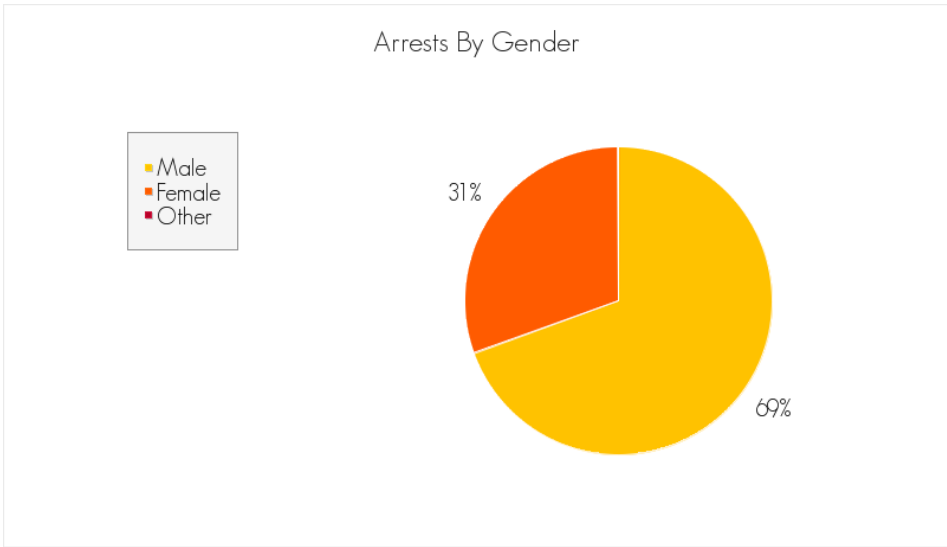
the month of November 2014: 23

Average Arrests by Day



Averaged over the month of November 2014

Arrests by Gender, Race, and Age

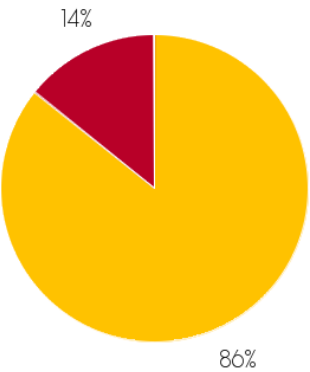


Gender Numbers

Male:	16
Female:	7
Other:	0

Gender information may not be available for all arrests reported.

Arrests By Race

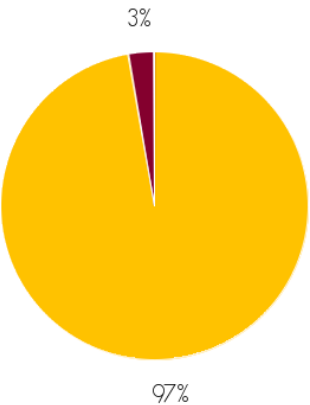
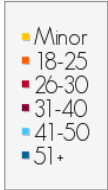


Race Numbers

Caucasian:	5
Black:	0
Hispanic:	1
Asian:	0
Indian:	0
Other:	0

Race information may not be available for all arrests reported.

Arrests By Age



Age Numbers

Minor:	22
18-25:	0
26-30:	0
31-40:	1
41-50:	0
51+:	0

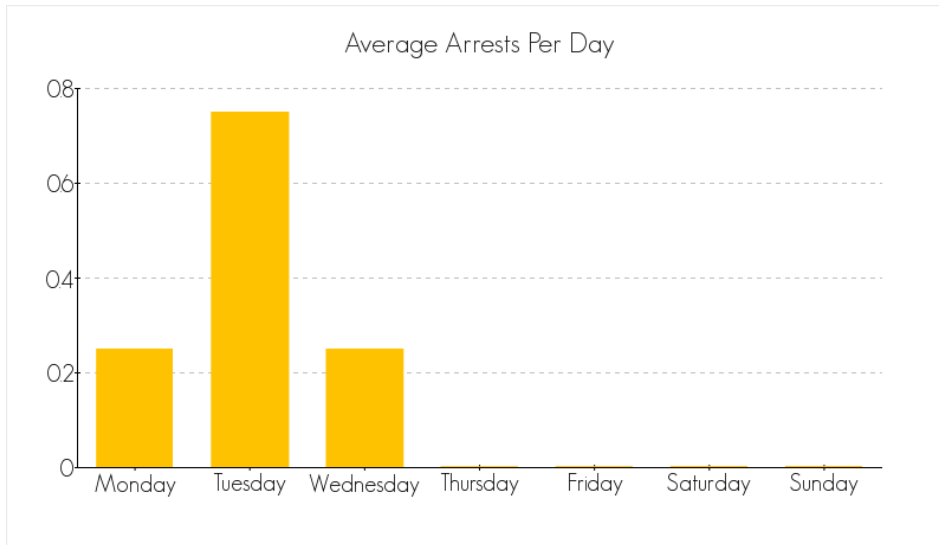
ARRESTS IN BUTTE COUNTY FOR THE CRIME OF 'ALL OTHER DRUG OFFENSES (F)' FOR THE MONTH OF NOVEMBER 2014

The following are statistics for the crime of All Other Drug Offenses (F) reported in the month of November 2014.

Total Number of Arrests

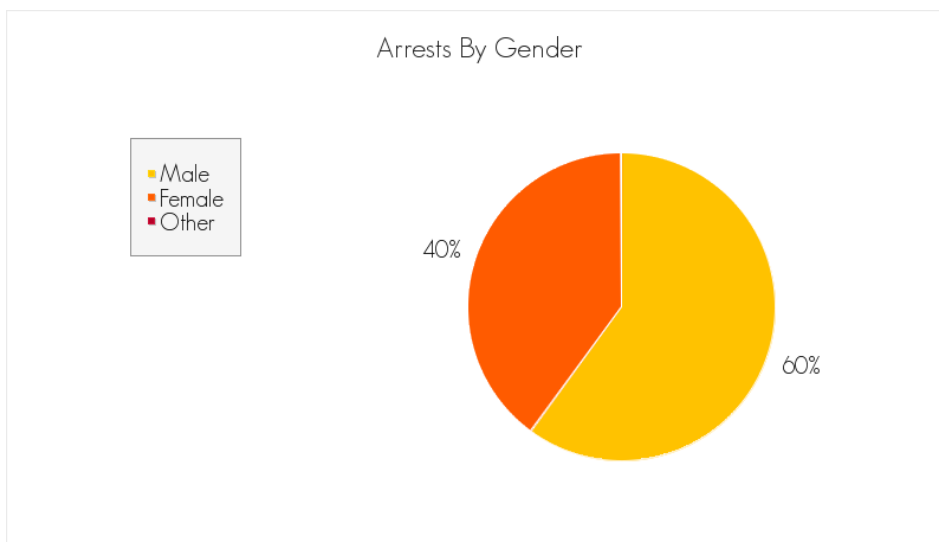
the month of November 2014: 4

Average Arrests by Day



Averaged over the month of November 2014

Arrests by Gender, Race, and Age



Gender Numbers

Male:	2
Female:	2
Other:	0

Gender information may not be available for all arrests reported.

Arrests By Race

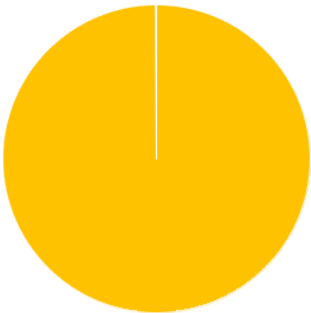


Race Numbers

Caucasian:	0
Black:	0
Hispanic:	0
Asian:	0
Indian:	0
Other:	0

Race information may not be available for all arrests reported.

Arrests By Age



100%

Age Numbers

Minor:	4
18-25:	0
26-30:	0
31-40:	0
41-50:	0
51+:	0

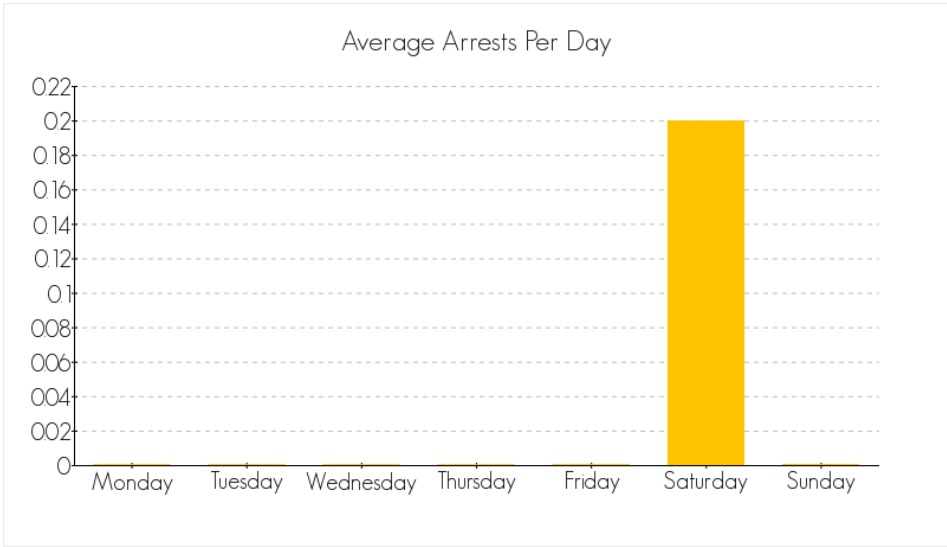
ARRESTS IN BUTTE COUNTY FOR THE CRIME OF 'DRIVING UNDER THE INFLUENCE (F)' FOR THE MONTH OF NOVEMBER 2014

The following are statistics for the crime of Driving Under the Influence (F) reported in the month of November 2014.

Total Number of Arrests

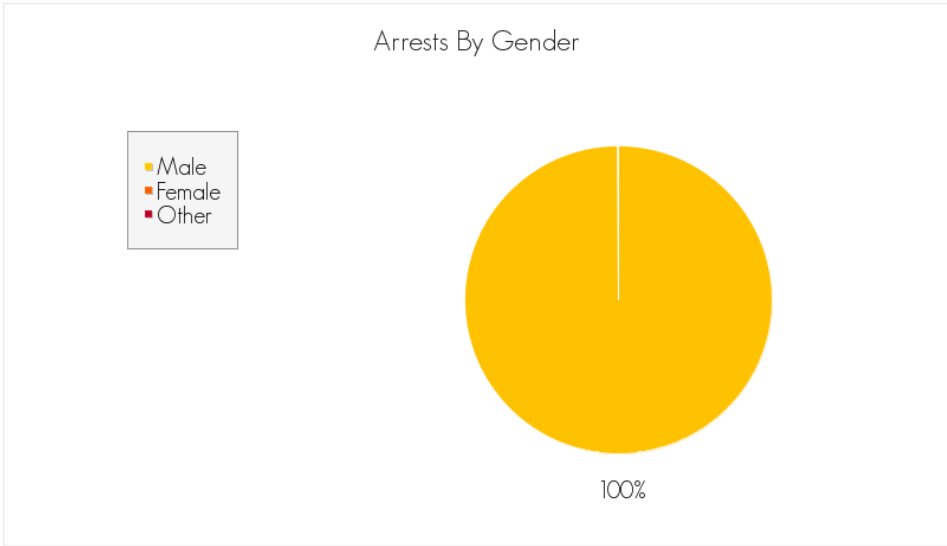
the month of November 2014: 1

Average Arrests by Day



Averaged over the month of November 2014

Arrests by Gender, Race, and Age



Gender Numbers

Male:	1
Female:	0
Other:	0

Gender information may not be available for all arrests reported.

Arrests By Race

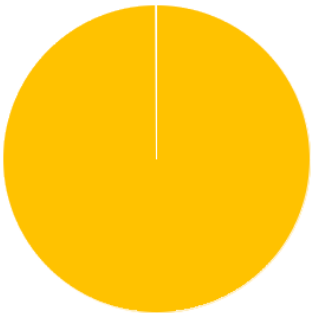


Race Numbers

Caucasian:	0
Black:	0
Hispanic:	0
Asian:	0
Indian:	0
Other:	0

Race information may not be available for all arrests reported.

Arrests By Age



Age Numbers

Minor:	1
18-25:	0
26-30:	0
31-40:	0
41-50:	0
51+:	0

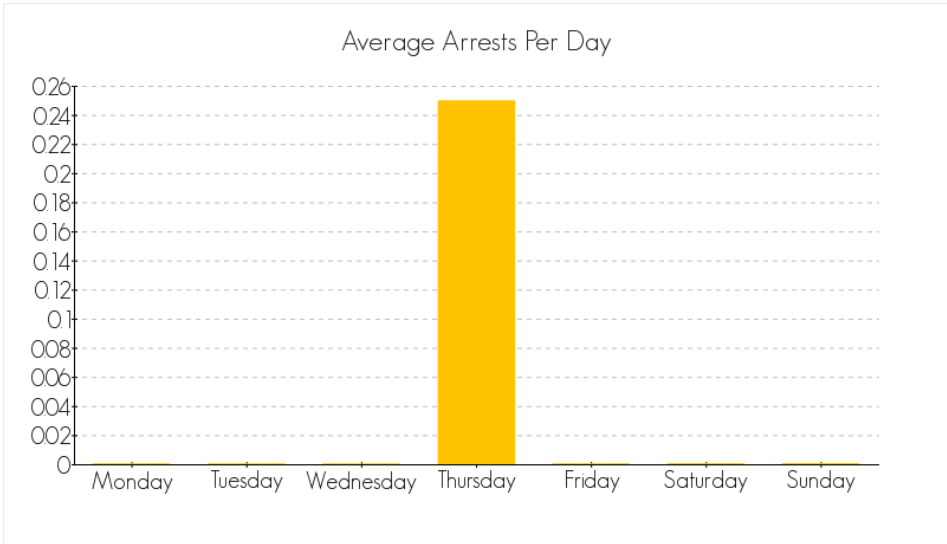
ARRESTS IN BUTTE COUNTY FOR THE CRIME OF 'HIT-AND-RUN (F)' FOR THE MONTH OF NOVEMBER 2014

The following are statistics for the crime of Hit-and-Run (F) reported in the month of November 2014.

Total Number of Arrests

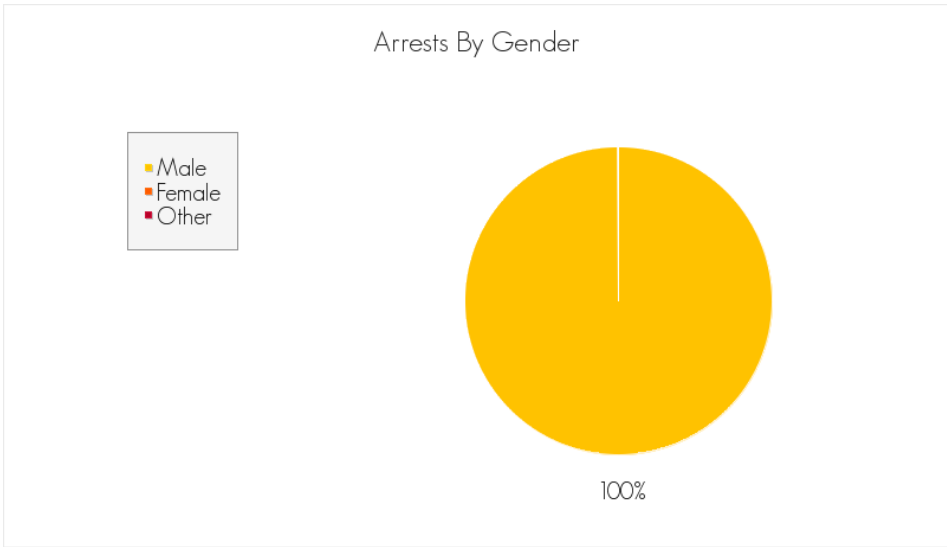
the month of November 2014: 1

Average Arrests by Day



Averaged over the month of November 2014

Arrests by Gender, Race, and Age



Gender Numbers

Male:	1
Female:	0
Other:	0

Gender information may not be available for all arrests reported.

Arrests By Race

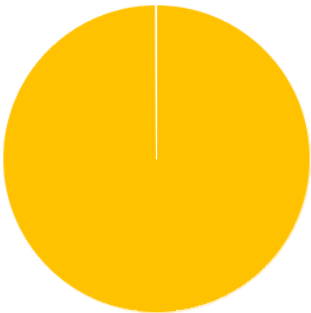


Race Numbers

Caucasian:	0
Black:	0
Hispanic:	0
Asian:	0
Indian:	0
Other:	0

Race information may not be available for all arrests reported.

Arrests By Age



Age Numbers

Minor:	1
18-25:	0
26-30:	0
31-40:	0
41-50:	0
51+:	0

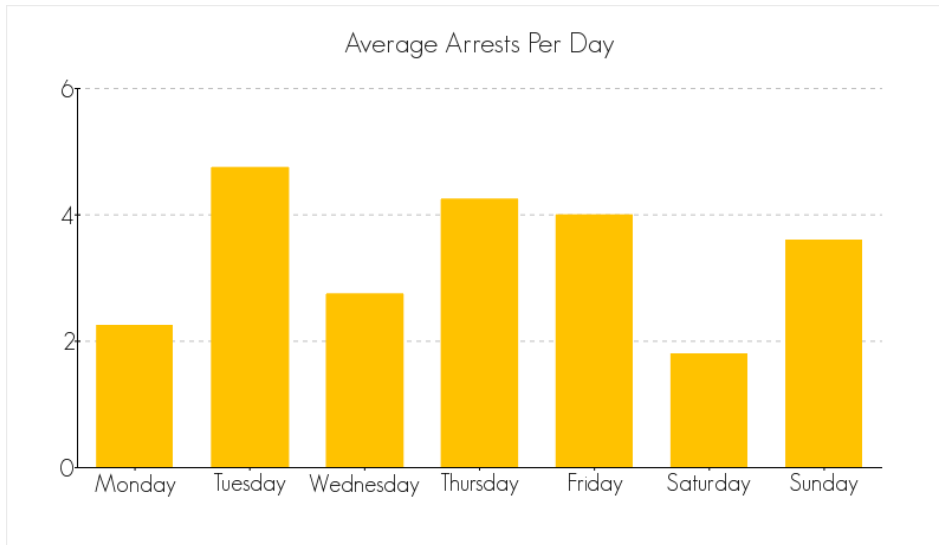
ARRESTS IN BUTTE COUNTY FOR THE CRIME OF 'ALL OTHER FELONY OFFENSES (F)' FOR THE MONTH OF NOVEMBER 2014

The following are statistics for the crime of All Other Felony Offenses (F) reported in the month of November 2014.

Total Number of Arrests

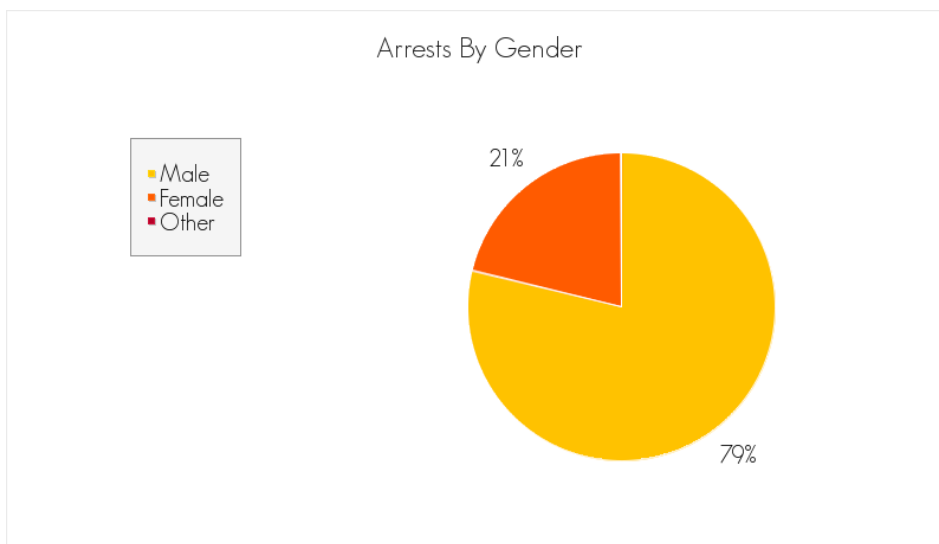
the month of November 2014: 48

Average Arrests by Day



Averaged over the month of November 2014

Arrests by Gender, Race, and Age



Gender Numbers

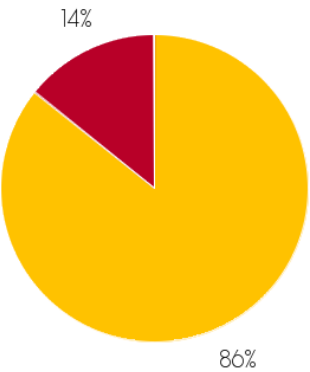
Male: 39

Female: 9

Other: 0

Gender information may not be available for all arrests reported.

Arrests By Race

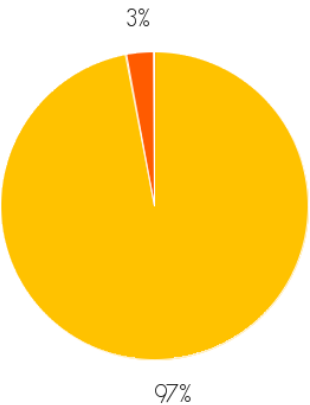
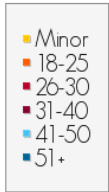


Race Numbers

Caucasian:	4
Black:	0
Hispanic:	1
Asian:	0
Indian:	0
Other:	0

Race information may not be available for all arrests reported.

Arrests By Age



Age Numbers

Minor:	46
18-25:	2
26-30:	0
31-40:	0
41-50:	0
51+:	0

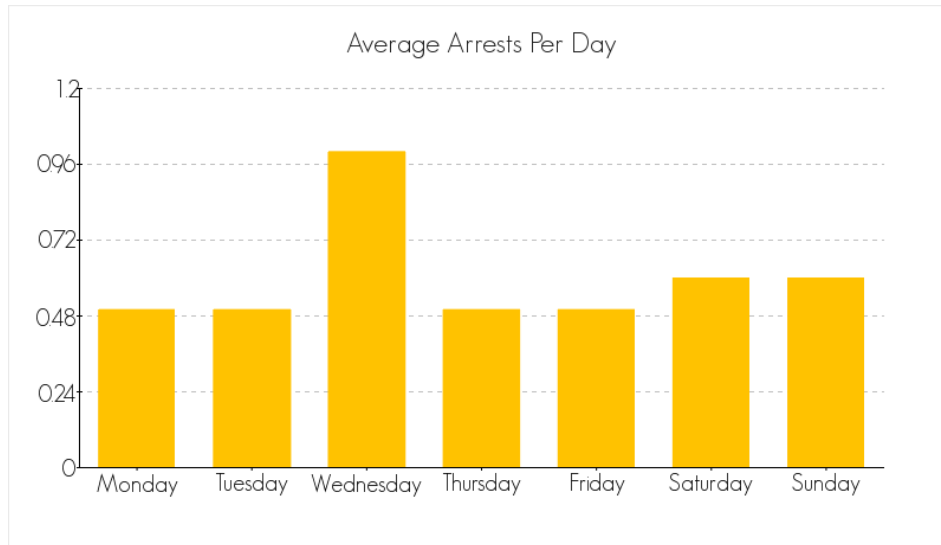
ARRESTS IN BUTTE COUNTY FOR THE CRIME OF 'ASSAULT AND BATTERY (M)' FOR THE MONTH OF NOVEMBER 2014

The following are statistics for the crime of Assault and Battery (M) reported in the month of November 2014.

Total Number of Arrests

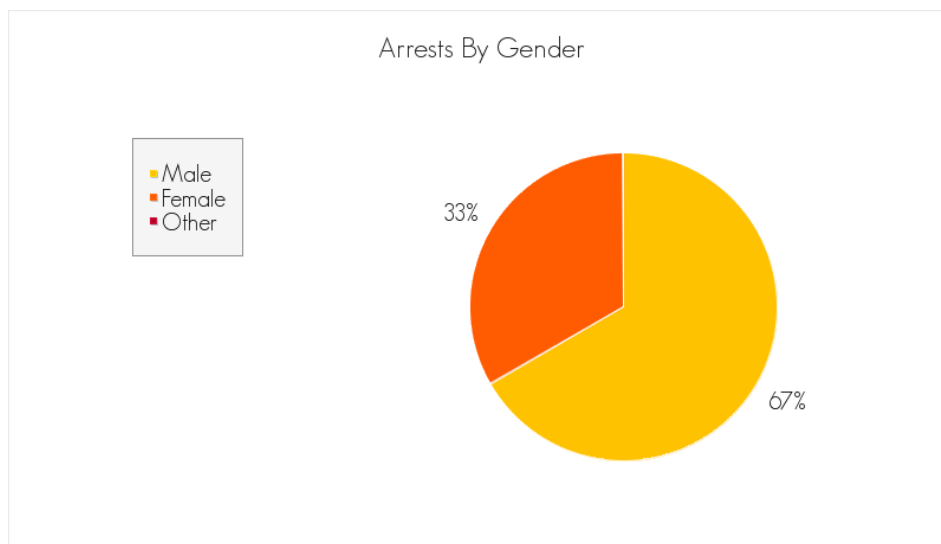
the month of November 2014: 10

Average Arrests by Day



Averaged over the month of November 2014

Arrests by Gender, Race, and Age

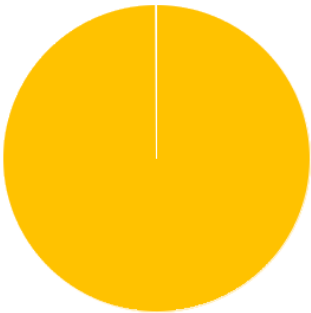


Gender Numbers

Male:	7
Female:	3
Other:	0

Gender information may not be available for all arrests reported.

Arrests By Race



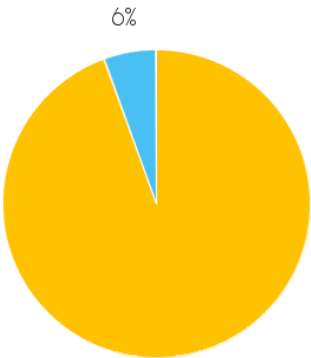
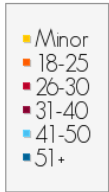
100%

Race Numbers

Caucasian:	0
Black:	0
Hispanic:	0
Asian:	0
Indian:	0
Other:	0

Race information may not be available for all arrests reported.

Arrests By Age



94%

Age Numbers

Minor:	10
18-25:	0
26-30:	0
31-40:	0
41-50:	0
51+:	0

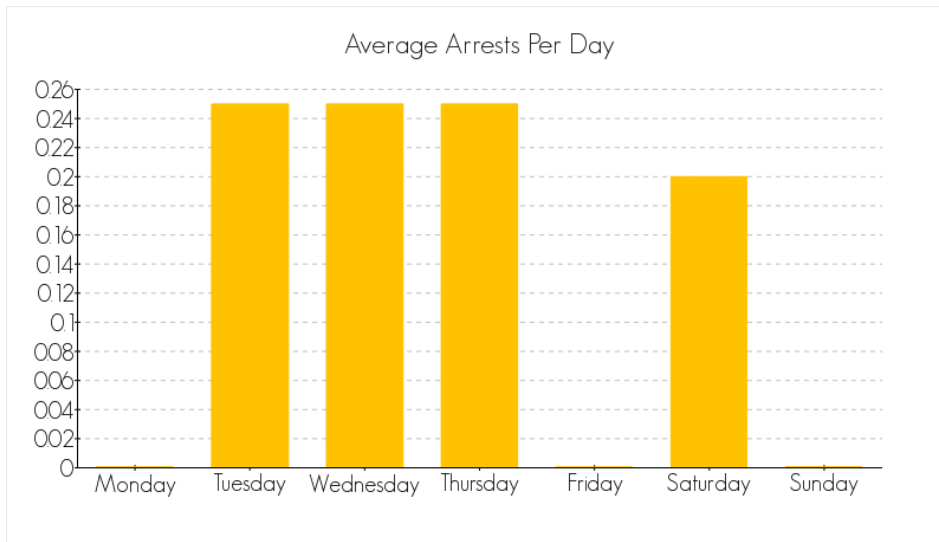
ARRESTS IN BUTTE COUNTY FOR THE CRIME OF 'MARIJUANA (M)' FOR THE MONTH OF NOVEMBER 2014

The following are statistics for the crime of Marijuana (M) reported in the month of November 2014.

Total Number of Arrests

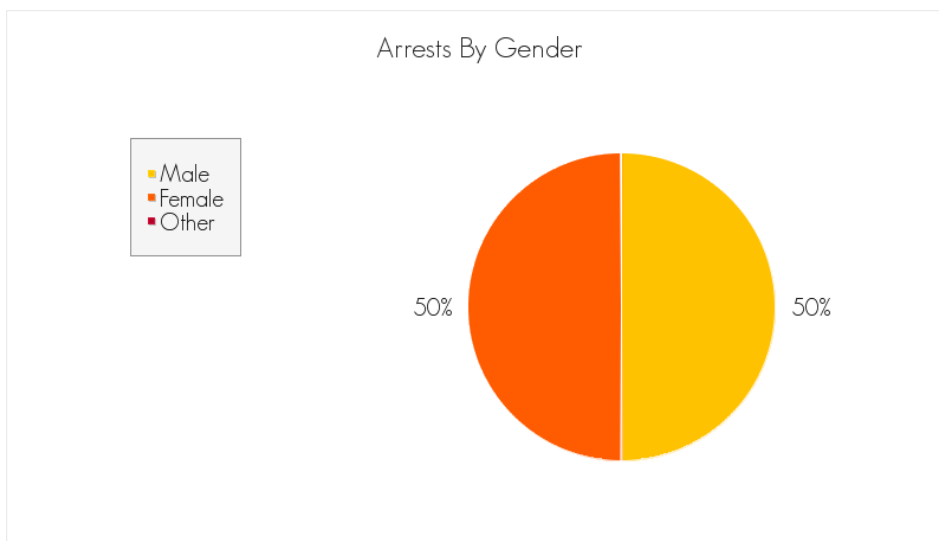
the month of November 2014: 3

Average Arrests by Day



Averaged over the month of November 2014

Arrests by Gender, Race, and Age

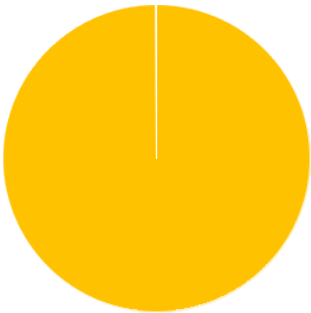


Gender Numbers

Male:	1
Female:	2
Other:	0

Gender information may not be available for all arrests reported.

Arrests By Race



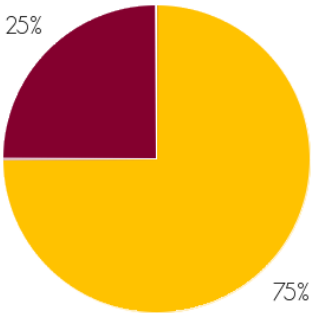
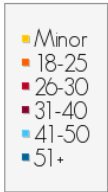
100%

Race Numbers

Caucasian:	2
Black:	0
Hispanic:	0
Asian:	0
Indian:	0
Other:	0

Race information may not be available for all arrests reported.

Arrests By Age



25%

75%

Age Numbers

Minor:	2
18-25:	0
26-30:	0
31-40:	1
41-50:	0
51+:	0

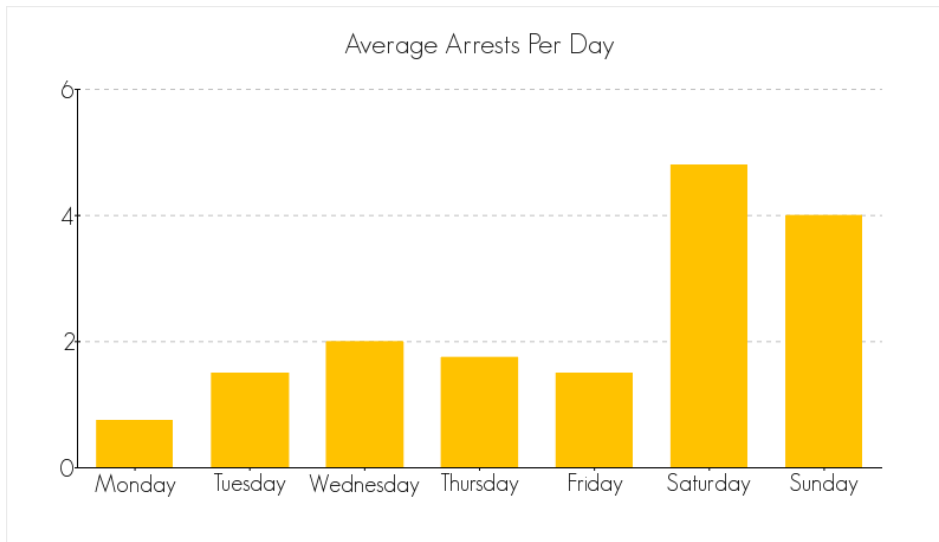
ARRESTS IN BUTTE COUNTY FOR THE CRIME OF 'OTHER DRUGS (M)' FOR THE MONTH OF NOVEMBER 2014

The following are statistics for the crime of Other Drugs (M) reported in the month of November 2014.

Total Number of Arrests

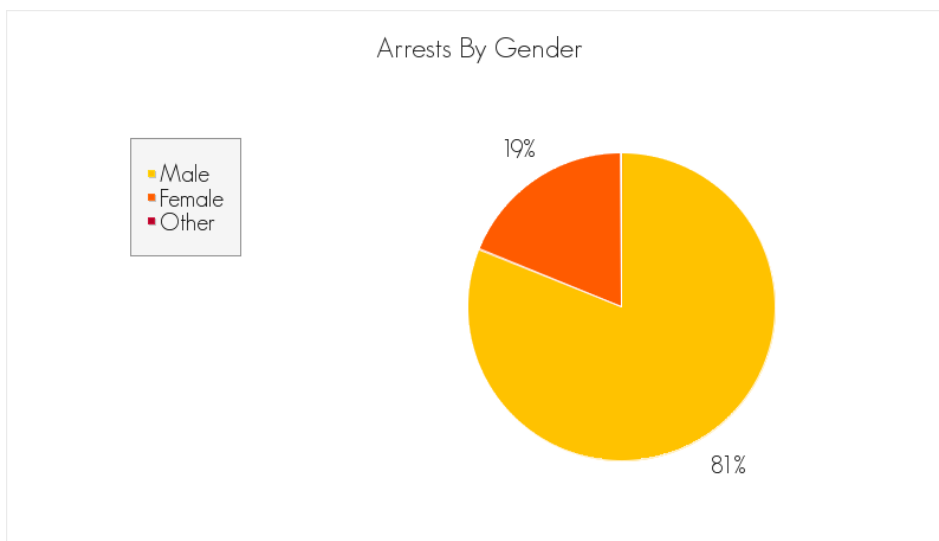
the month of November 2014: 29

Average Arrests by Day



Averaged over the month of November 2014

Arrests by Gender, Race, and Age

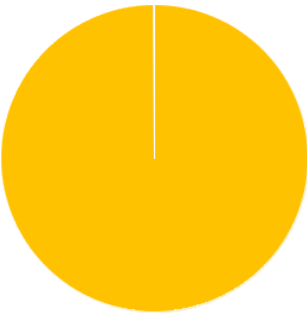


Gender Numbers

Male:	23
Female:	6
Other:	0

Gender information may not be available for all arrests reported.

Arrests By Race



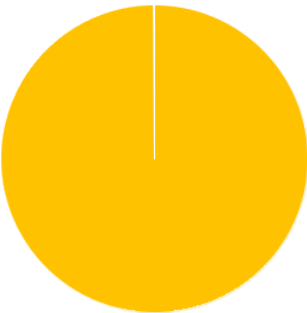
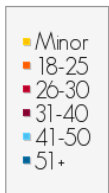
100%

Race Numbers

Caucasian:	1
Black:	0
Hispanic:	0
Asian:	0
Indian:	0
Other:	0

Race information may not be available for all arrests reported.

Arrests By Age



100%

Age Numbers

Minor:	29
18-25:	0
26-30:	0
31-40:	0
41-50:	0
51+:	0

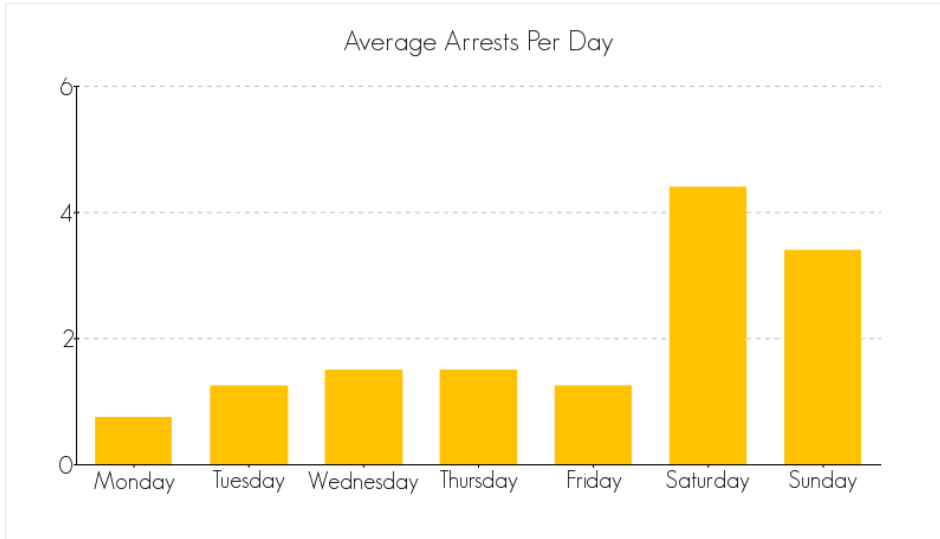
ARRESTS IN BUTTE COUNTY FOR THE CRIME OF 'DRUNK (M)' FOR THE MONTH OF NOVEMBER 2014

The following are statistics for the crime of Drunk (M) reported in the month of November 2014.

Total Number of Arrests

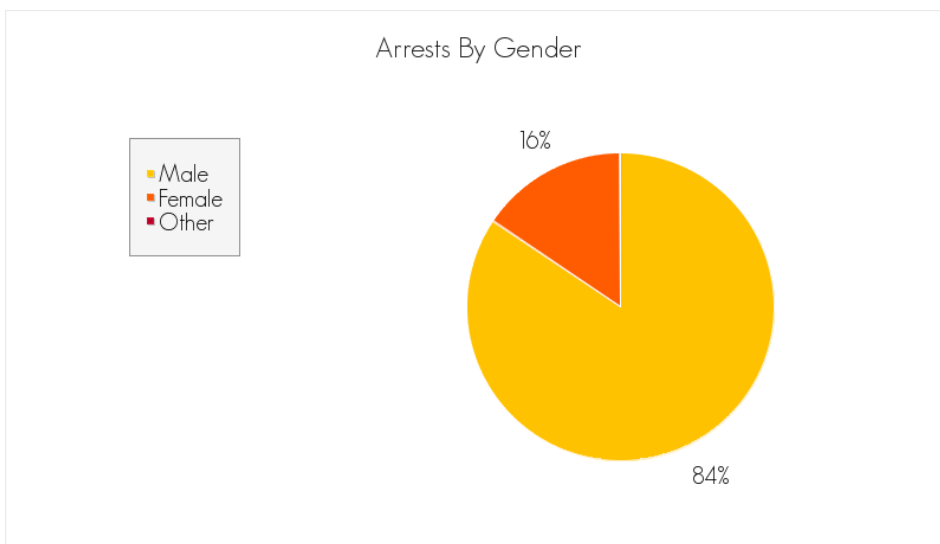
the month of November 2014: 21

Average Arrests by Day



Averaged over the month of November 2014

Arrests by Gender, Race, and Age



Gender Numbers

Male:	19
Female:	2
Other:	0

Gender information may not be available for all arrests reported.

Arrests By Race

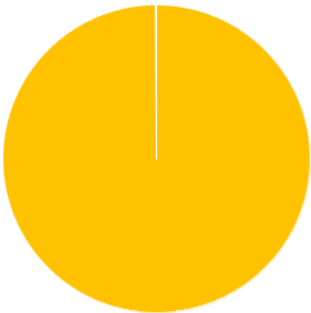


Race Numbers

Caucasian:	0
Black:	0
Hispanic:	0
Asian:	0
Indian:	0
Other:	0

Race information may not be available for all arrests reported.

Arrests By Age



100%

Age Numbers

Minor:	21
18-25:	0
26-30:	0
31-40:	0
41-50:	0
51+:	0

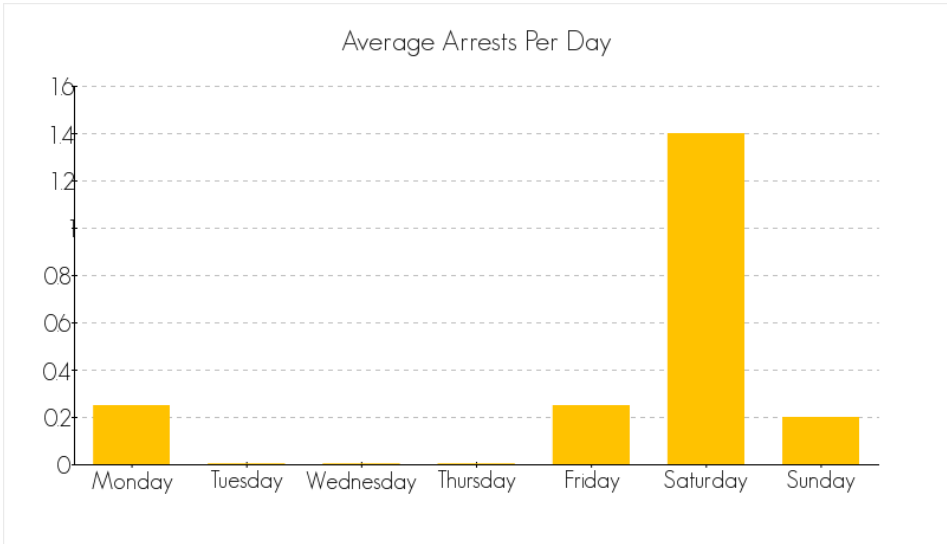
ARRESTS IN BUTTE COUNTY FOR THE CRIME OF 'LIQUOR LAWS (M)' FOR THE MONTH OF NOVEMBER 2014

The following are statistics for the crime of Liquor Laws (M) reported in the month of November 2014.

Total Number of Arrests

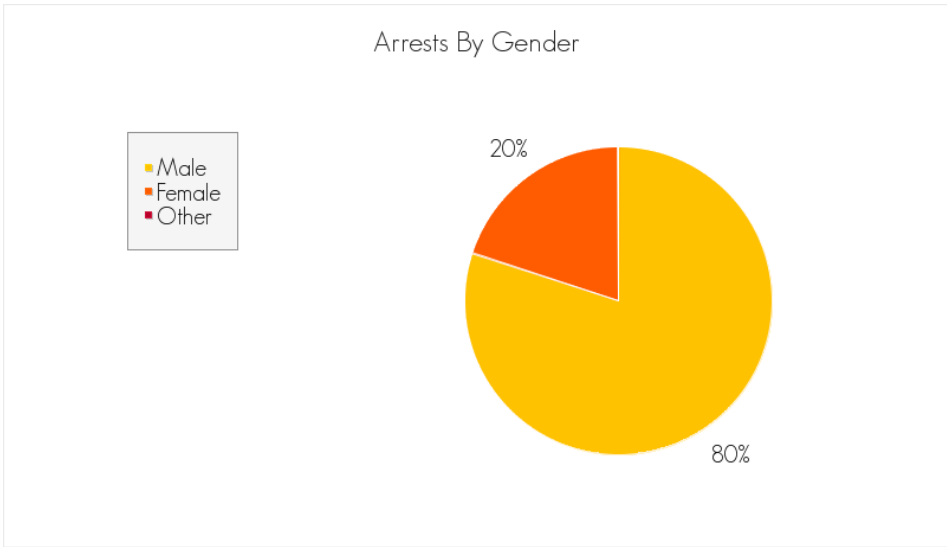
the month of November 2014: 1

Average Arrests by Day



Averaged over the month of November 2014

Arrests by Gender, Race, and Age



Gender Numbers

Male:	1
Female:	0
Other:	0

Gender information may not be available for all arrests reported.

Arrests By Race

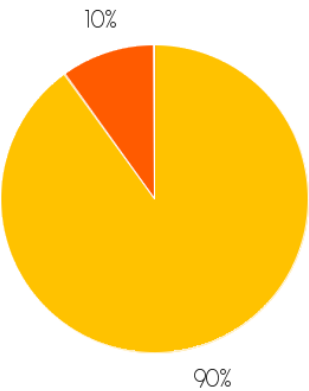


Race Numbers

Caucasian:	0
Black:	0
Hispanic:	0
Asian:	0
Indian:	0
Other:	0

Race information may not be available for all arrests reported.

Arrests By Age



Age Numbers

Minor:	1
18-25:	0
26-30:	0
31-40:	0
41-50:	0
51+:	0

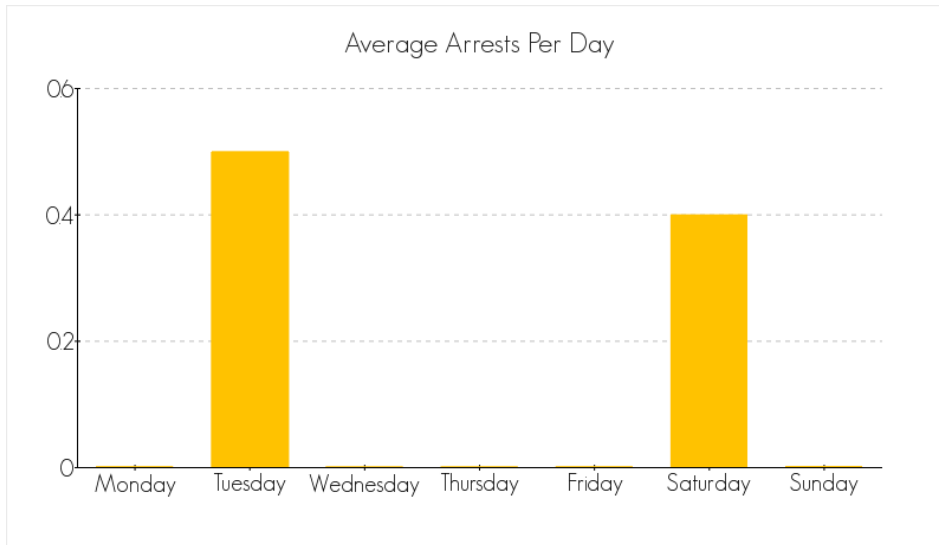
ARRESTS IN BUTTE COUNTY FOR THE CRIME OF 'DISTURBING THE PEACE (M)' FOR THE MONTH OF NOVEMBER 2014

The following are statistics for the crime of Disturbing the Peace (M) reported in the month of November 2014.

Total Number of Arrests

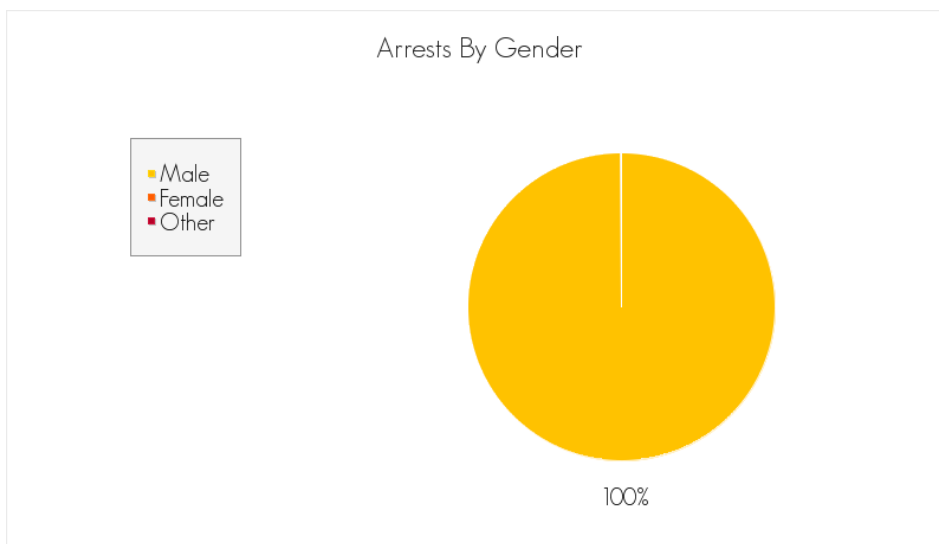
the month of November 2014: 1

Average Arrests by Day



Averaged over the month of November 2014

Arrests by Gender, Race, and Age

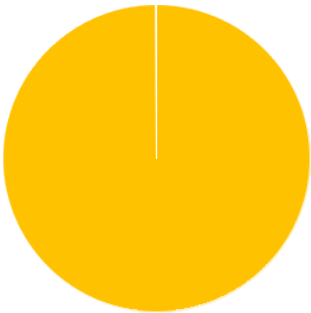


Gender Numbers

Male:	1
Female:	0
Other:	0

Gender information may not be available for all arrests reported.

Arrests By Race



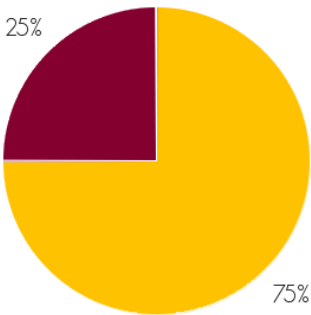
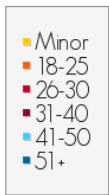
100%

Race Numbers

Caucasian:	1
Black:	0
Hispanic:	0
Asian:	0
Indian:	0
Other:	0

Race information may not be available for all arrests reported.

Arrests By Age



75%

Age Numbers

Minor:	1
18-25:	0
26-30:	0
31-40:	0
41-50:	0
51+:	0

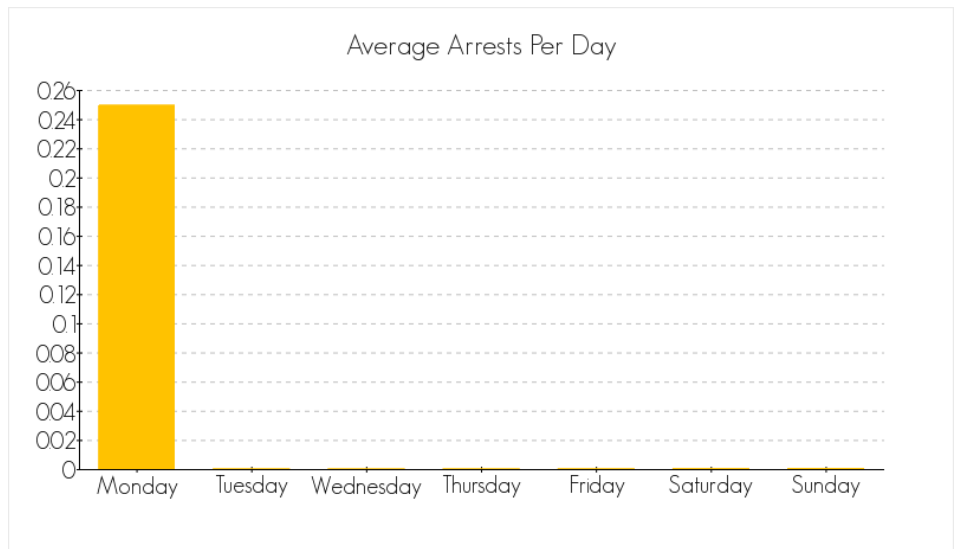
ARRESTS IN BUTTE COUNTY FOR THE CRIME OF 'MALICIOUS MISCHIEF (M)' FOR THE MONTH OF NOVEMBER 2014

The following are statistics for the crime of Malicious Mischief (M) reported in the month of November 2014.

Total Number of Arrests

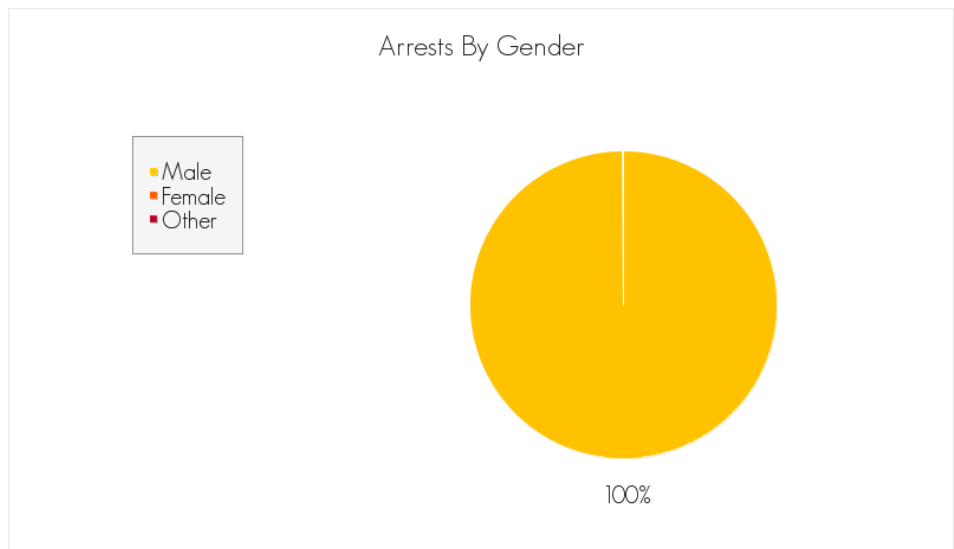
the month of November 2014: 1

Average Arrests by Day



Averaged over the month of November 2014

Arrests by Gender, Race, and Age



Gender Numbers

Male:	1
Female:	0
Other:	0

Gender information may not be available for all arrests reported.

Arrests By Race

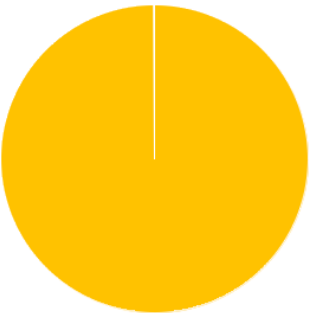


Race Numbers

Caucasian:	0
Black:	0
Hispanic:	0
Asian:	0
Indian:	0
Other:	0

Race information may not be available for all arrests reported.

Arrests By Age



100%

Age Numbers

Minor:	1
18-25:	0
26-30:	0
31-40:	0
41-50:	0
51+:	0

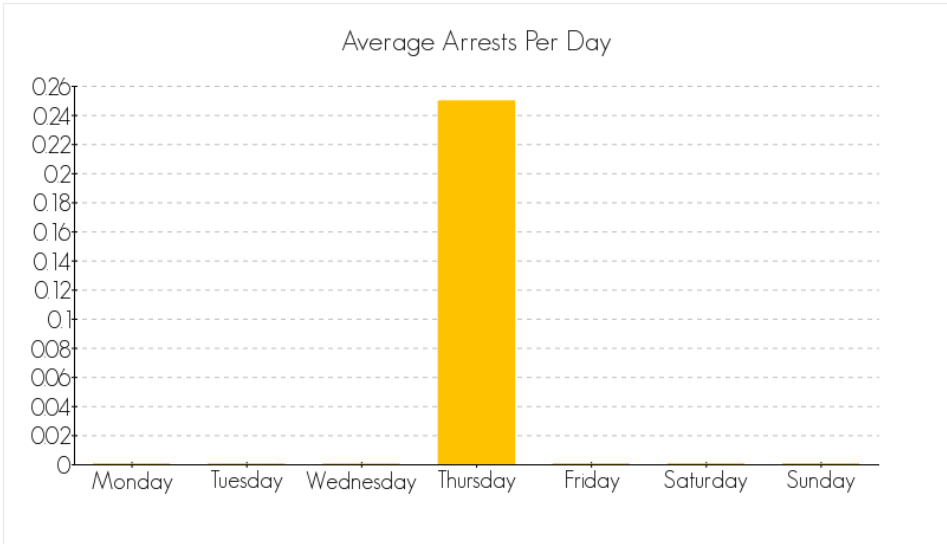
ARRESTS IN BUTTE COUNTY FOR THE CRIME OF 'TRESPASSING (M)' FOR THE MONTH OF NOVEMBER 2014

The following are statistics for the crime of Trespassing (M) reported in the month of November 2014.

Total Number of Arrests

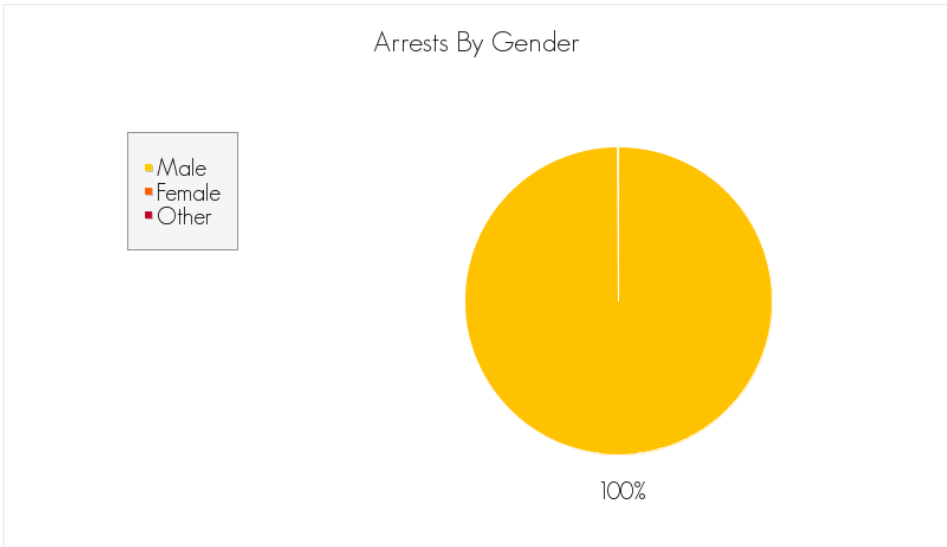
the month of November 2014: 1

Average Arrests by Day



Averaged over the month of November 2014

Arrests by Gender, Race, and Age



Gender Numbers

Male:	1
Female:	0
Other:	0

Gender information may not be available for all arrests reported.

Arrests By Race

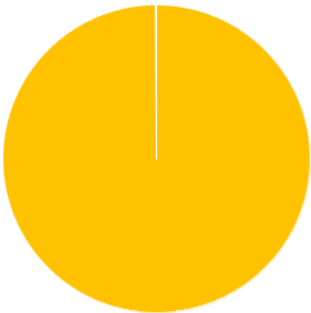


Race Numbers

Caucasian:	0
Black:	0
Hispanic:	0
Asian:	0
Indian:	0
Other:	0

Race information may not be available for all arrests reported.

Arrests By Age



Age Numbers

Minor:	1
18-25:	0
26-30:	0
31-40:	0
41-50:	0
51+:	0

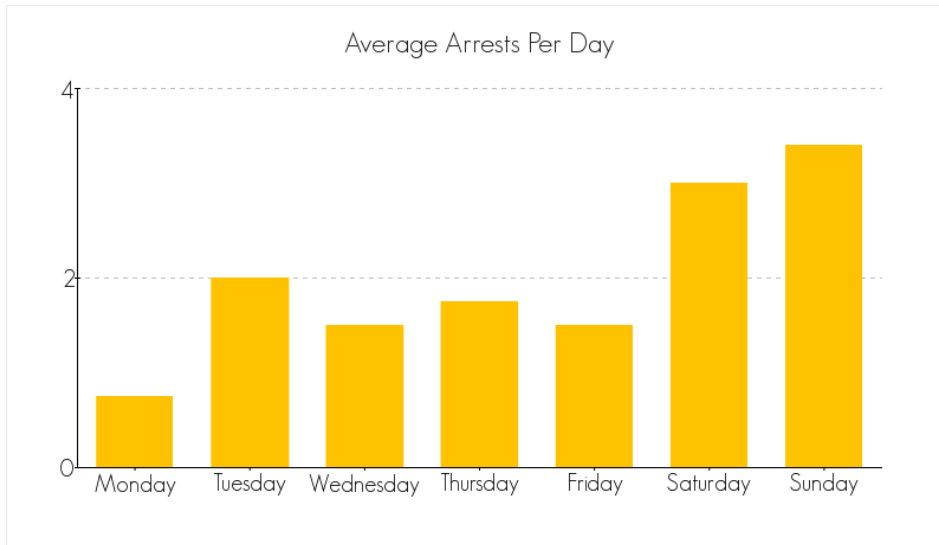
ARRESTS IN BUTTE COUNTY FOR THE CRIME OF 'DRIVING UNDER THE INFLUENCE (M)' FOR THE MONTH OF NOVEMBER 2014

The following are statistics for the crime of Driving Under the Influence (M) reported in the month of November 2014.

Total Number of Arrests

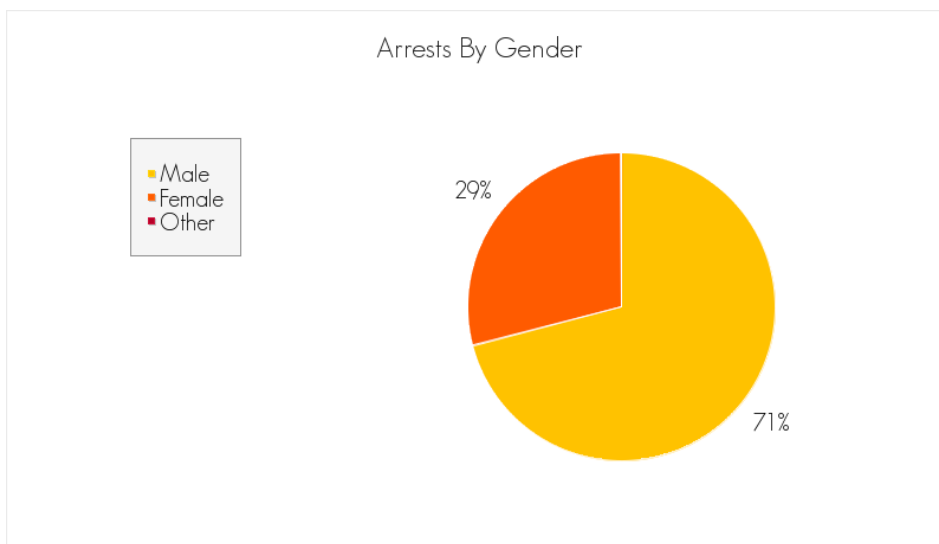
the month of November 2014: 37

Average Arrests by Day



Averaged over the month of November 2014

Arrests by Gender, Race, and Age

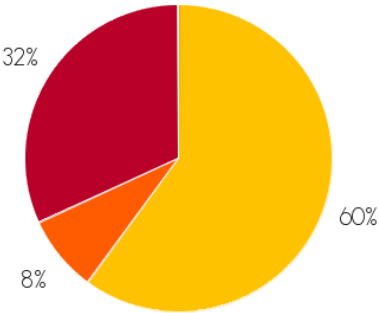


Gender Numbers

Male:	27
Female:	10
Other:	0

Gender information may not be available for all arrests reported.

Arrests By Race

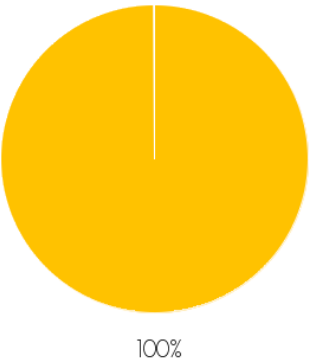
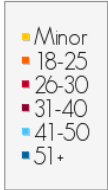


Race Numbers

Caucasian:	15
Black:	2
Hispanic:	8
Asian:	0
Indian:	0
Other:	0

Race information may not be available for all arrests reported.

Arrests By Age



Age Numbers

Minor:	37
18-25:	0
26-30:	0
31-40:	0
41-50:	0
51+:	0

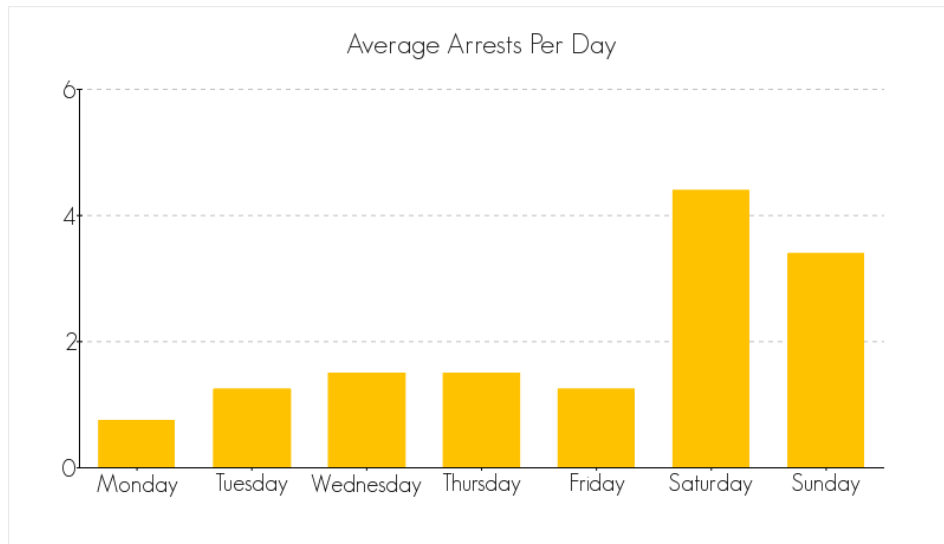
ARRESTS IN BUTTE COUNTY FOR THE CRIME OF 'GLUE SNIFFING (M)' FOR THE MONTH OF NOVEMBER 2014

The following are statistics for the crime of Glue Sniffing (M) reported in the month of November 2014.

Total Number of Arrests

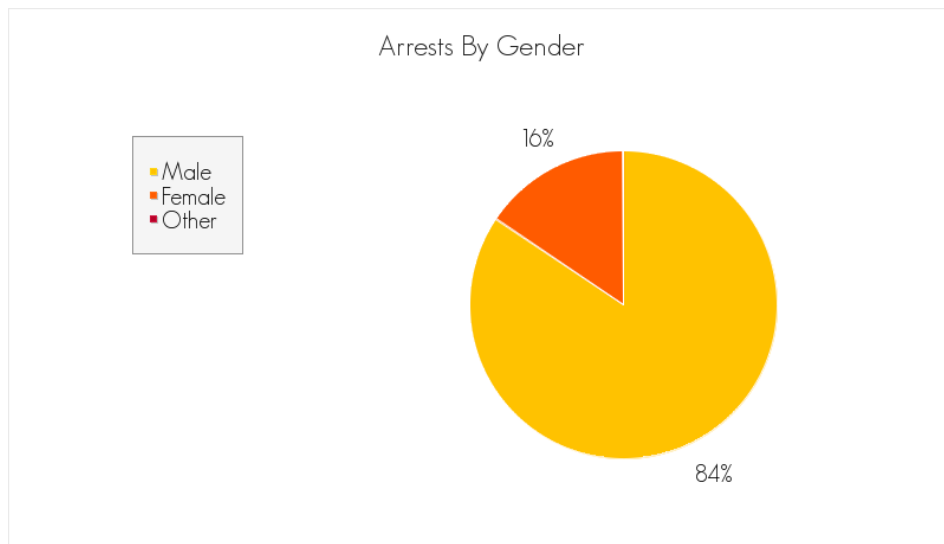
the month of November 2014: 21

Average Arrests by Day



Averaged over the month of November 2014

Arrests by Gender, Race, and Age



Gender Numbers

Male:	19
Female:	2
Other:	0

Gender information may not be available for all arrests reported.

Arrests By Race

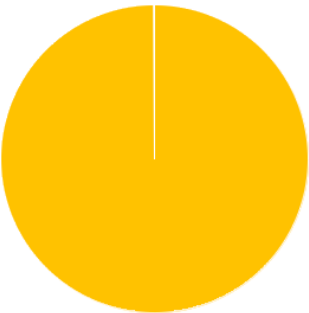


Race Numbers

Caucasian:	0
Black:	0
Hispanic:	0
Asian:	0
Indian:	0
Other:	0

Race information may not be available for all arrests reported.

Arrests By Age



100%

Age Numbers

Minor:	21
18-25:	0
26-30:	0
31-40:	0
41-50:	0
51+:	0

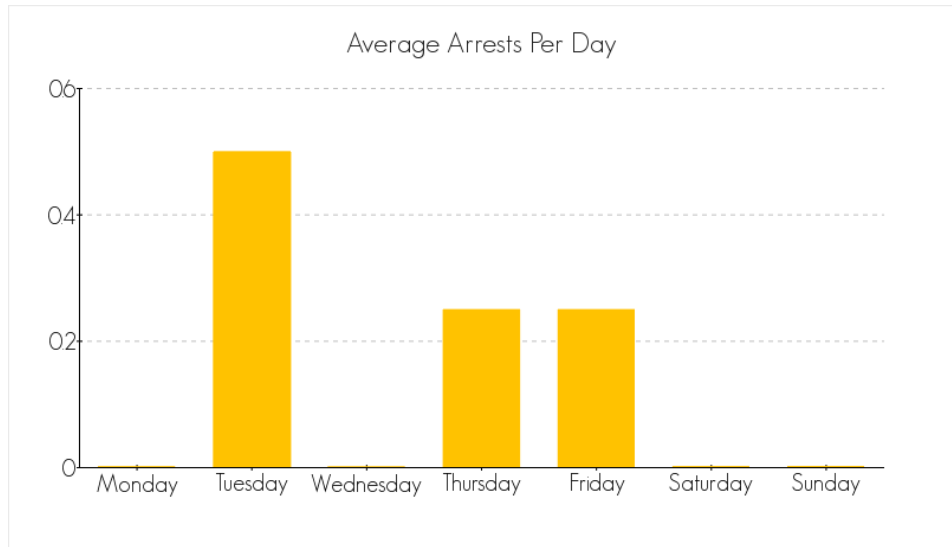
ARRESTS IN BUTTE COUNTY FOR THE CRIME OF 'SELECTED TRAFFIC VIOLATIONS (M)' FOR THE MONTH OF NOVEMBER 2014

The following are statistics for the crime of Selected Traffic Violations (M) reported in the month of November 2014.

Total Number of Arrests

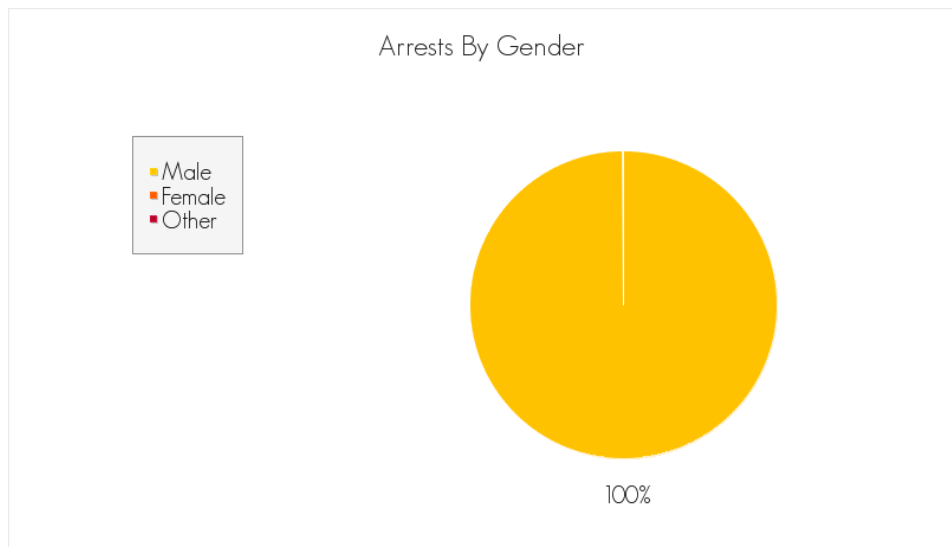
the month of November 2014: 3

Average Arrests by Day



Averaged over the month of November 2014

Arrests by Gender, Race, and Age



Gender Numbers

Male:	3
Female:	0
Other:	0

Gender information may not be available for all arrests reported.

Arrests By Race

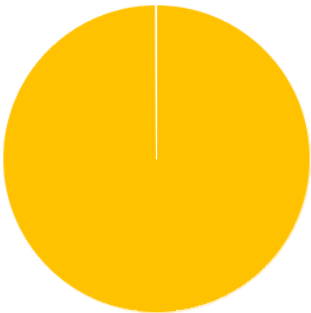


Race Numbers

Caucasian:	0
Black:	0
Hispanic:	0
Asian:	0
Indian:	0
Other:	0

Race information may not be available for all arrests reported.

Arrests By Age



Age Numbers

Minor:	3
18-25:	0
26-30:	0
31-40:	0
41-50:	0
51+:	0

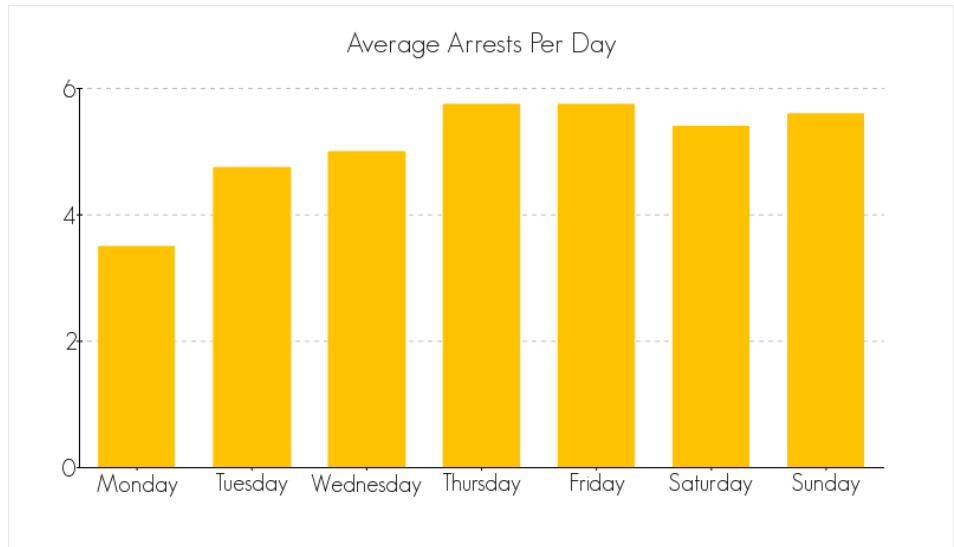
ARRESTS IN BUTTE COUNTY FOR THE CRIME OF 'ALL OTHER MISDEMEANOR OFFENSES (M)' FOR THE MONTH OF NOVEMBER 2014

The following are statistics for the crime of All Other Misdemeanor Offenses (M) reported in the month of November 2014.

Total Number of Arrests

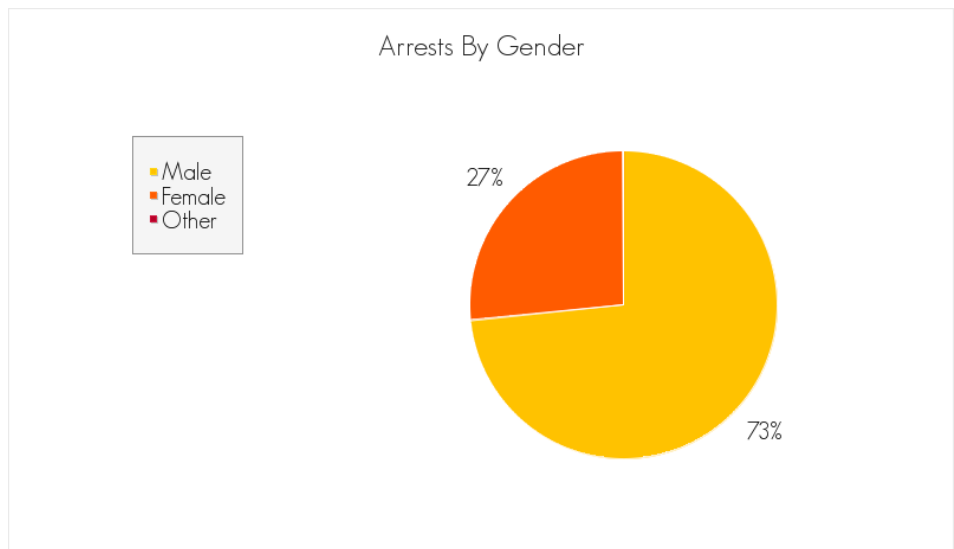
the month of November 2014: 94

Average Arrests by Day



Averaged over the month of November 2014

Arrests by Gender, Race, and Age

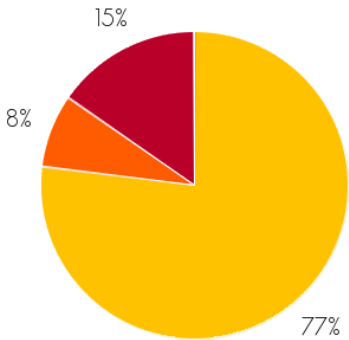


Gender Numbers

Male:	67
Female:	27
Other:	0

Gender information may not be available for all arrests reported.

Arrests By Race

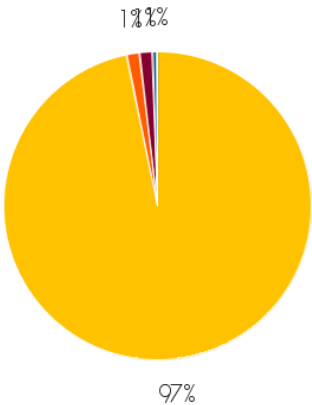
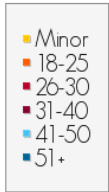


Race Numbers

Caucasian:	19
Black:	1
Hispanic:	4
Asian:	0
Indian:	0
Other:	0

Race information may not be available for all arrests reported.

Arrests By Age



Age Numbers

Minor:	91
18-25:	1
26-30:	0
31-40:	2
41-50:	0
51+:	0

RECENT ARREST DATA FOR BUTTE COUNTY

Arrest Category	November 2014	November 2014 - October 2014	November 2014 - September 2014
TOTAL ARRESTS	193	427	666

Arrests By Gender			
Arrest Category	November 2014	November 2014 - October 2014	November 2014 - September 2014
Male	141	301	479
Female	52	126	187
Other	0	0	0

* Gender information may not be available for all arrests reported.

Arrests By Race			
Arrest Category	November 2014	November 2014 - October 2014	November 2014 - September 2014
Caucasian	38	99	143
Black	4	9	10
Hispanic	11	25	37
Asian	0	1	2
Indian	0	0	0
Other	140	293	474

* Race information may not be available for all arrests reported.

Arrests By Age			
Arrest Category	November 2014	November 2014 - October 2014	November 2014 - September 2014
Minor	187	414	650
18-25	2	3	3
26-30	1	3	4
31-40	3	5	7
41-50	0	2	2
51+	0	0	0

Felony vs. Misdemeanor			
Arrest Category	November 2014	November 2014 - October 2014	November 2014 - September 2014
Felony	86	217	357
Misdemeanor	152	329	513
Other	11	30	49

* Arrests that have both felony and misdemeanor charges are accounted for in both arrest types.

Felony Charges			
Charge Category	November 2014	November 2014 - October 2014	November 2014 - September 2014
Homicide	0	0	0
Rape	0	0	1
Robbery	0	0	1
Assault	8	12	21
Kidnapping	0	0	0
Burglary	8	15	22
Theft	4	21	33
Motor Vehicle Theft	1	5	11
Forgery, Check, and Access Cards	2	6	9
Arson	0	0	0
Narcotic	3	10	21
Marijuana	7	24	32
Dangerous Drug	23	67	110
All Other Drug Offenses	4	6	7
Lewd or Lascivious	0	0	0
All Other Sex Offenses	0	1	1
Driving Under the Influence	1	2	4
Hit-and-Run	1	1	1
Weapons	0	0	0
Escape	0	0	0
Bookmaking	0	0	0

Felony Charges

Charge Category	November 2014	November 2014 - October 2014	November 2014 - September 2014
All Other Felony Offenses	48	120	202

Misdemeanor Charges

Charge Category	November 2014	November 2014 - October 2014	November 2014 - September 2014
Manslaughter	0	0	0
Assault and Battery	10	18	34
Burglary	0	0	0
Petty Theft	0	4	6
Checks and Access Cards	0	1	1
Marijuana	3	6	7
Other Drugs	29	52	78
Indecent Exposure	0	0	0
Annoying Children	0	0	0
Obscene Matter	0	0	0
Lewd Conduct	0	0	1
Prostitution	0	0	0
Contribute to Delinquency of Minor	0	0	0
Drunk	21	37	56
Liquor Laws	1	1	2
Disorderly Conduct	0	1	4
Disturbing the Peace	1	1	2
Malicious Mischief	1	2	3
Vandalism	0	0	2
Trespassing	1	3	6
Weapons	0	0	0
Driving Under the Influence	37	83	121
Glue Sniffing	21	37	56

Misdemeanor Charges			
Charge Category	November 2014	November 2014 - October 2014	November 2014 - September 2014
Hit-and-Run	0	0	0
Joy Riding	0	0	0
Selected Traffic Violations	3	13	21
Gambling	0	0	0
Nonsupport	0	0	0
All Other Misdemeanor Offenses	94	210	341

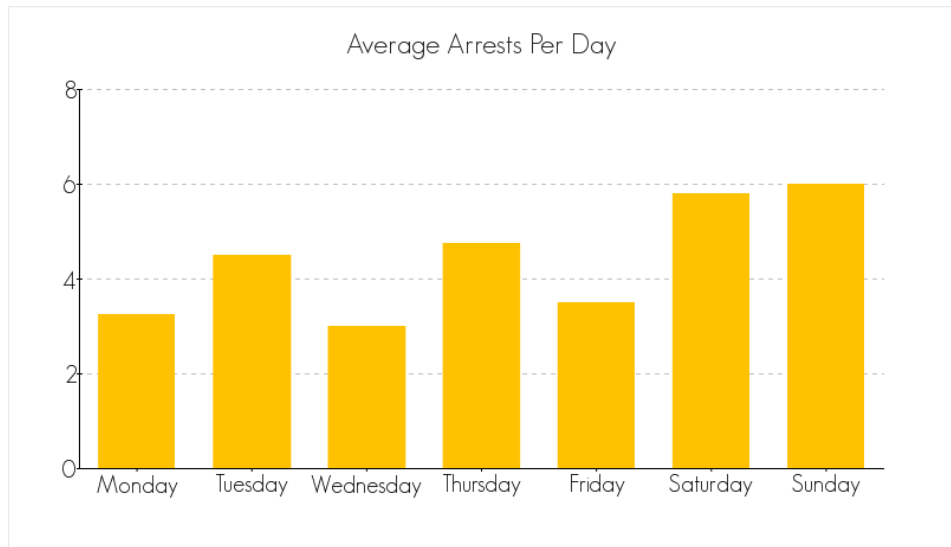
ARRESTS IN THE CITY OF CHICO FOR THE MONTH OF NOVEMBER 2014

The following are statistics for all crimes reported in the month of November 2014.

Total Number of Arrests

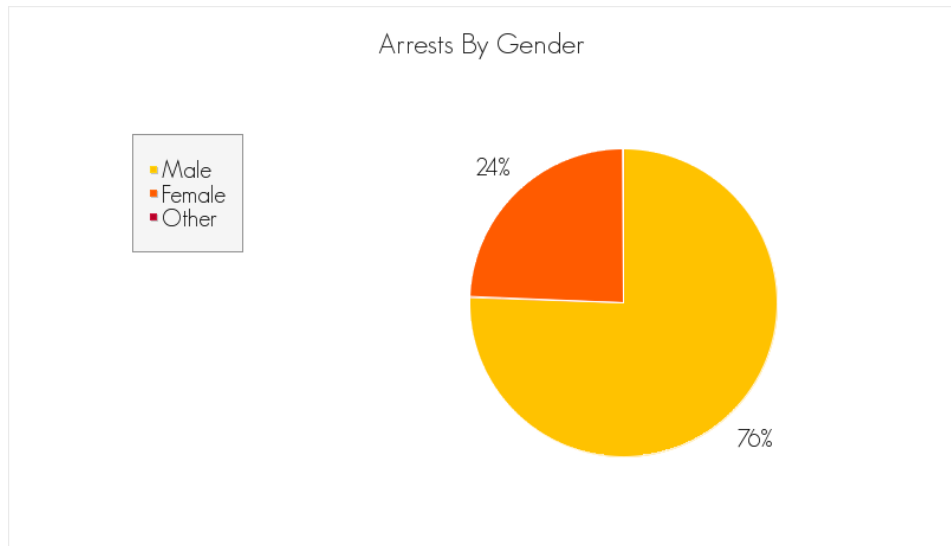
the month of November 2014: 135

Average Arrests by Day



Averaged over the month of November 2014

Arrests by Gender, Race, Age, and Felony vs. Misdemeanor



Gender Numbers

Male:	102
Female:	33
Other:	0

Gender information may not be available for all arrests reported.

Arrests By Race

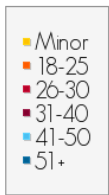


Race Numbers

Caucasian:	2
Black:	0
Hispanic:	0
Asian:	0
Indian:	0
Other:	133

Race information may not be available for all arrests reported.

Arrests By Age



Age Numbers

Minor:	134
18-25:	1
26-30:	0
31-40:	0
41-50:	0
51+:	0

Felony vs. Misdemeanor



F vs. M Numbers

Felony:	56
Misdemeanor:	106
Other:	8

Arrests that have both felony and misdemeanor charges are accounted for in both arrest types.

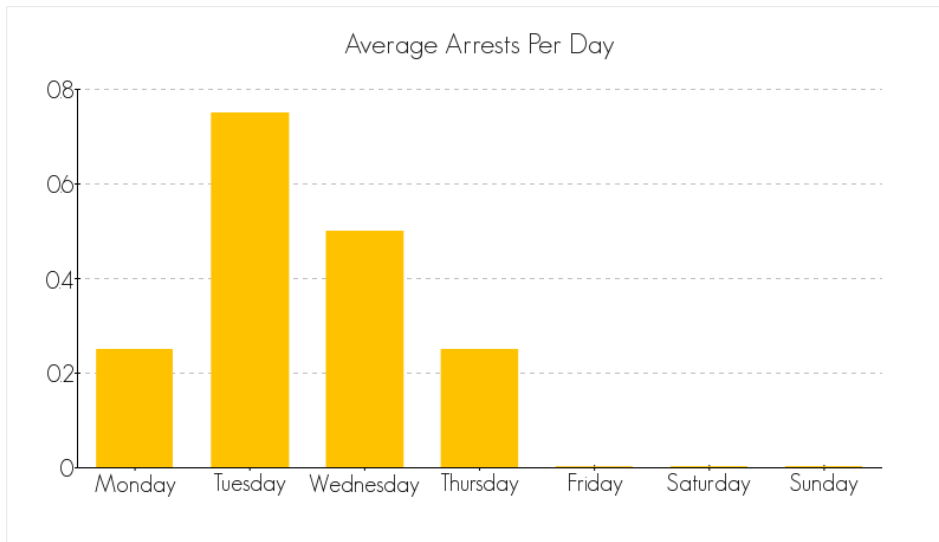
ARRESTS IN THE CITY OF CHICO FOR THE CRIME OF 'ASSAULT (F)' FOR THE MONTH OF NOVEMBER 2014

The following are statistics for the crime of Assault (F) reported in the month of November 2014.

Total Number of Arrests

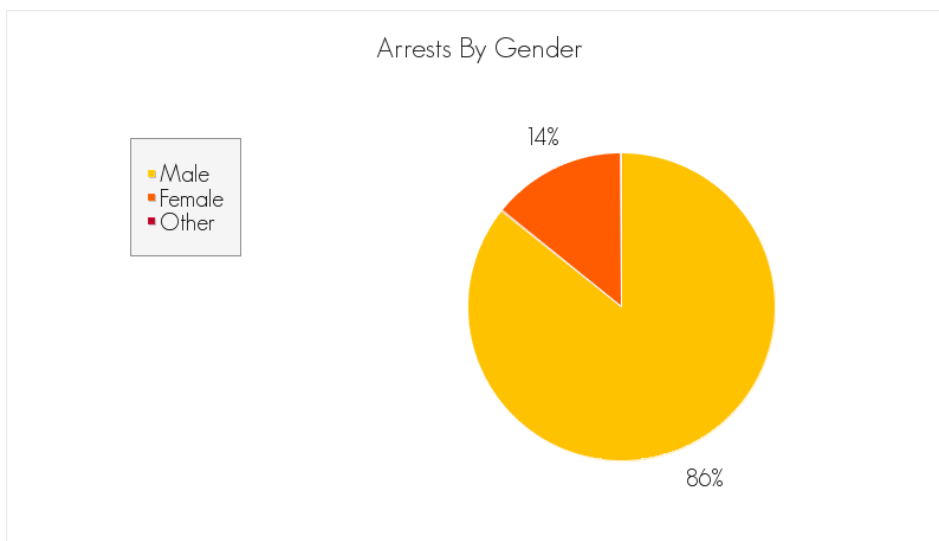
the month of November 2014: 7

Average Arrests by Day



Averaged over the month of November 2014

Arrests by Gender, Race, and Age



Gender Numbers

Male:	6
Female:	1
Other:	0

Gender information may not be available for all arrests reported.

Arrests By Race

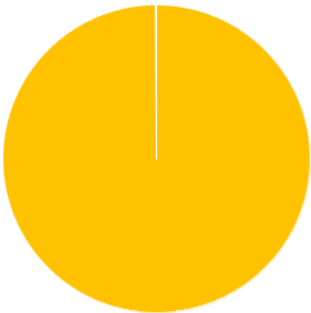


Race Numbers

Caucasian:	0
Black:	0
Hispanic:	0
Asian:	0
Indian:	0
Other:	0

Race information may not be available for all arrests reported.

Arrests By Age



100%

Age Numbers

Minor:	7
18-25:	0
26-30:	0
31-40:	0
41-50:	0
51+:	0

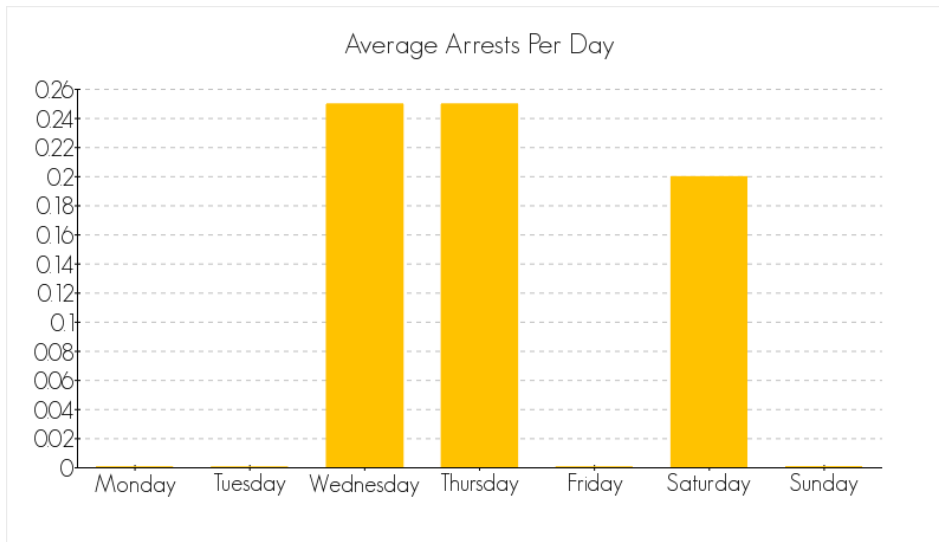
ARRESTS IN THE CITY OF CHICO FOR THE CRIME OF 'BURGLARY (F)' FOR THE MONTH OF NOVEMBER 2014

The following are statistics for the crime of Burglary (F) reported in the month of November 2014.

Total Number of Arrests

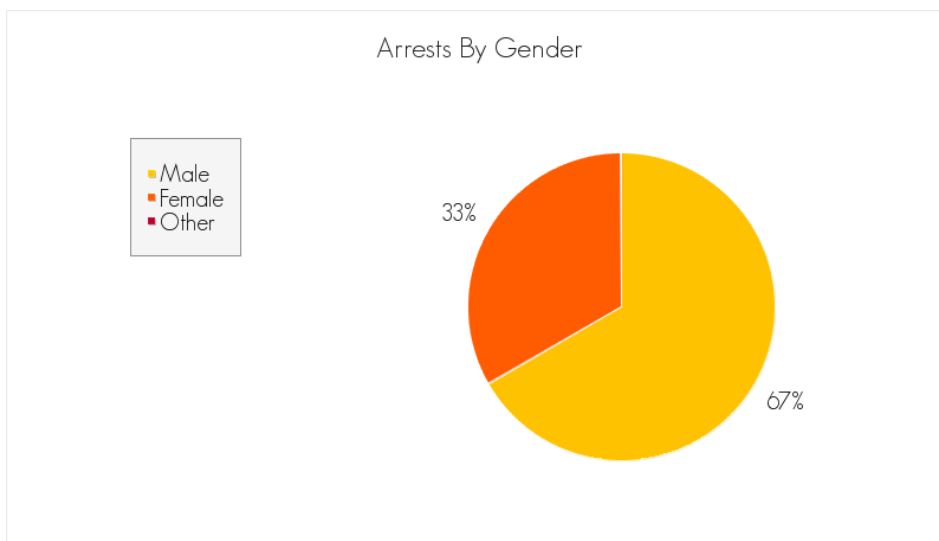
the month of November 2014: 3

Average Arrests by Day



Averaged over the month of November 2014

Arrests by Gender, Race, and Age



Gender Numbers

Male:	2
Female:	1
Other:	0

Gender information may not be available for all arrests reported.

Arrests By Race

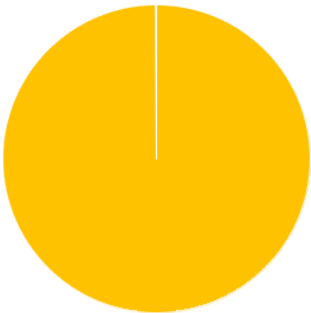


Race Numbers

Caucasian:	0
Black:	0
Hispanic:	0
Asian:	0
Indian:	0
Other:	0

Race information may not be available for all arrests reported.

Arrests By Age



100%

Age Numbers

Minor:	3
18-25:	0
26-30:	0
31-40:	0
41-50:	0
51+:	0

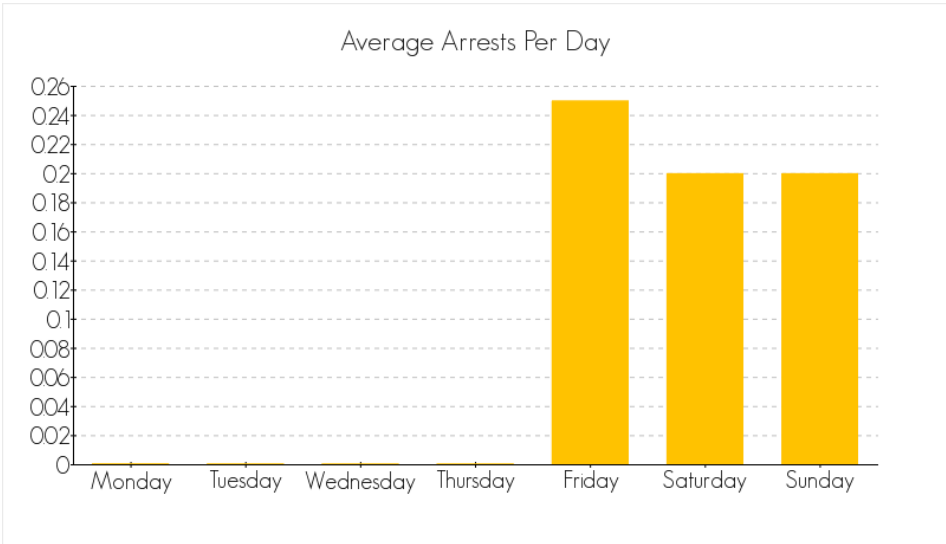
ARRESTS IN THE CITY OF CHICO FOR THE CRIME OF 'THEFT (F)' FOR THE MONTH OF NOVEMBER 2014

The following are statistics for the crime of Theft (F) reported in the month of November 2014.

Total Number of Arrests

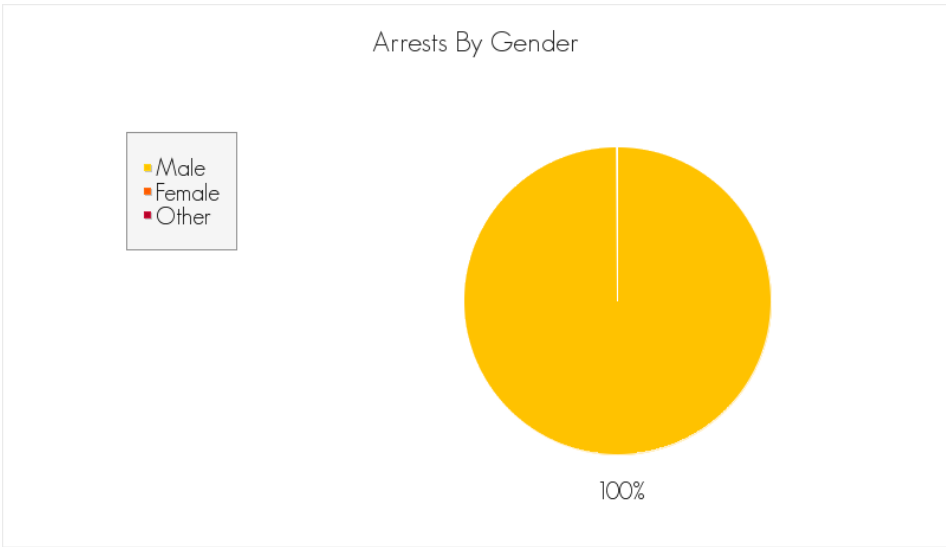
the month of November 2014: 3

Average Arrests by Day



Averaged over the month of November 2014

Arrests by Gender, Race, and Age



Gender Numbers

Male:	3
Female:	0
Other:	0

Gender information may not be available for all arrests reported.

Arrests By Race

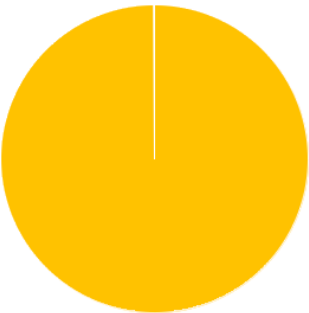


Race Numbers

Caucasian:	0
Black:	0
Hispanic:	0
Asian:	0
Indian:	0
Other:	0

Race information may not be available for all arrests reported.

Arrests By Age



Age Numbers

Minor:	3
18-25:	0
26-30:	0
31-40:	0
41-50:	0
51+:	0

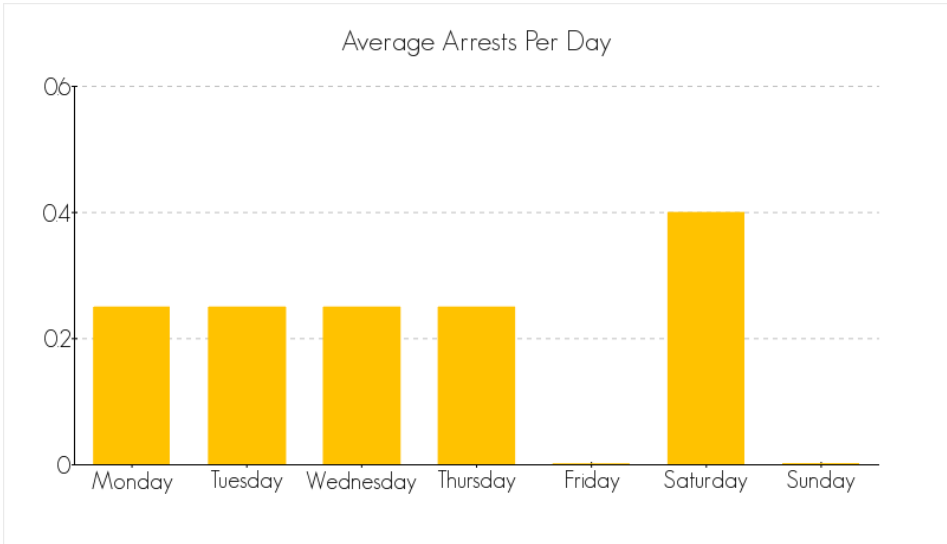
ARRESTS IN THE CITY OF CHICO FOR THE CRIME OF 'NARCOTIC (F)' FOR THE MONTH OF NOVEMBER 2014

The following are statistics for the crime of Narcotic (F) reported in the month of November 2014.

Total Number of Arrests

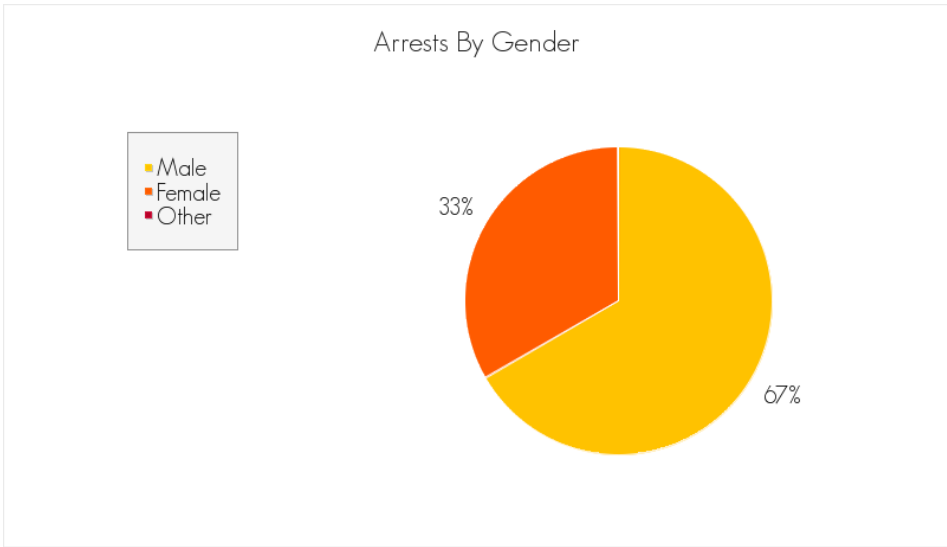
the month of November 2014: 6

Average Arrests by Day



Averaged over the month of November 2014

Arrests by Gender, Race, and Age



Gender Numbers

Male:	4
Female:	2
Other:	0

Gender information may not be available for all arrests reported.

Arrests By Race

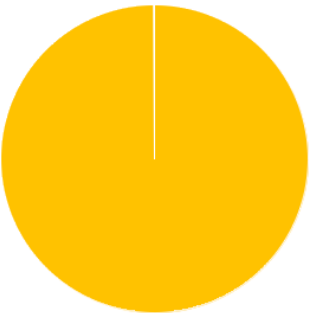


Race Numbers

Caucasian:	0
Black:	0
Hispanic:	0
Asian:	0
Indian:	0
Other:	0

Race information may not be available for all arrests reported.

Arrests By Age



Age Numbers

Minor:	6
18-25:	0
26-30:	0
31-40:	0
41-50:	0
51+:	0

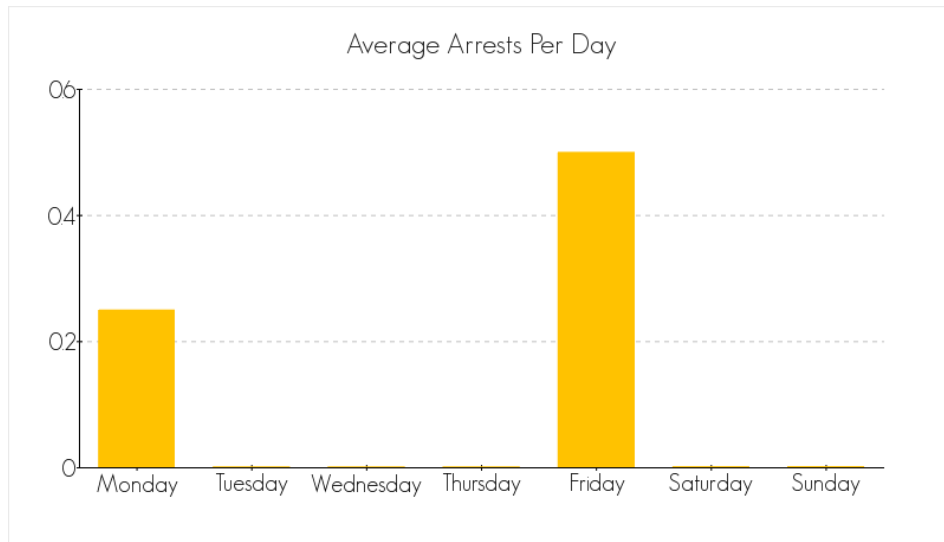
ARRESTS IN THE CITY OF CHICO FOR THE CRIME OF 'MARIJUANA (F)' FOR THE MONTH OF NOVEMBER 2014

The following are statistics for the crime of Marijuana (F) reported in the month of November 2014.

Total Number of Arrests

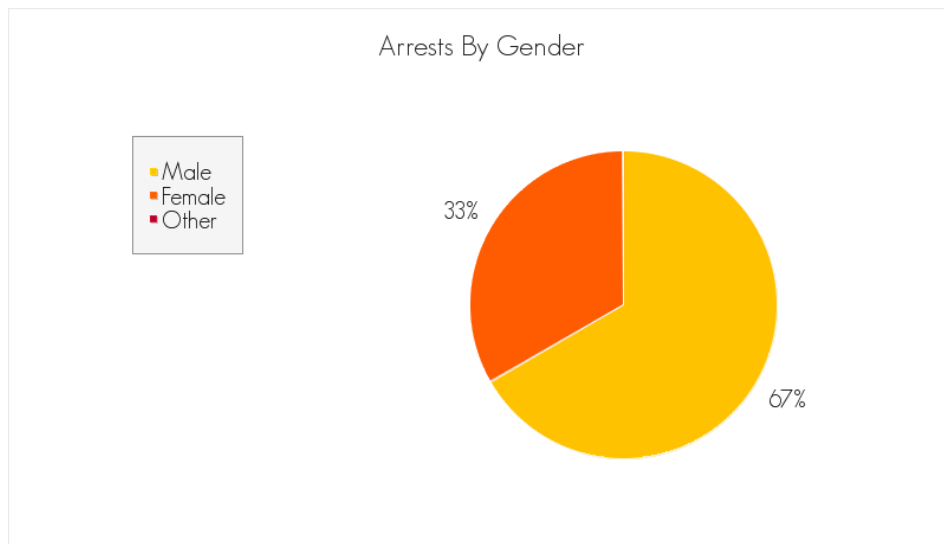
the month of November 2014: 3

Average Arrests by Day



Averaged over the month of November 2014

Arrests by Gender, Race, and Age



Gender Numbers

Male:	2
Female:	1
Other:	0

Gender information may not be available for all arrests reported.

Arrests By Race

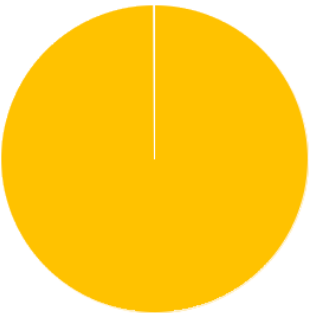


Race Numbers

Caucasian:	0
Black:	0
Hispanic:	0
Asian:	0
Indian:	0
Other:	0

Race information may not be available for all arrests reported.

Arrests By Age



Age Numbers

Minor:	3
18-25:	0
26-30:	0
31-40:	0
41-50:	0
51+:	0

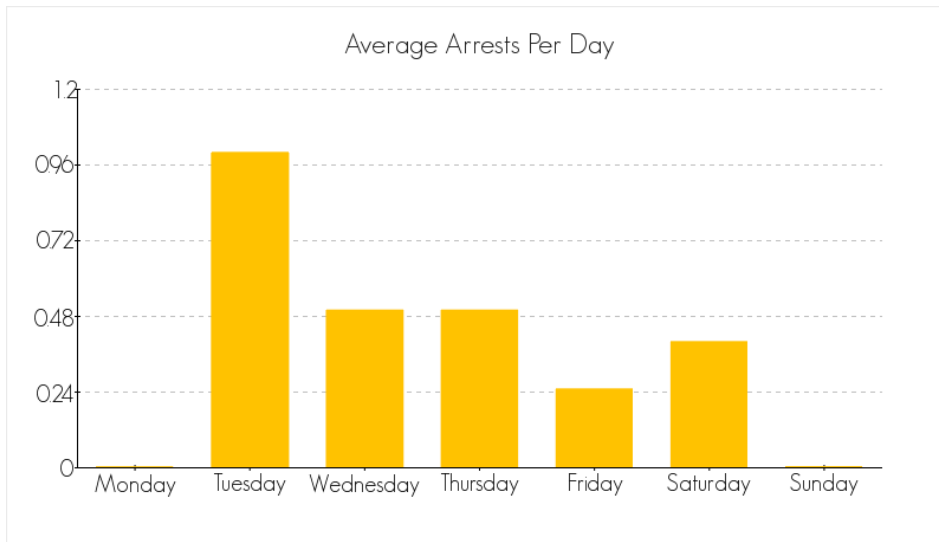
ARRESTS IN THE CITY OF CHICO FOR THE CRIME OF 'DANGEROUS DRUG (F)' FOR THE MONTH OF NOVEMBER 2014

The following are statistics for the crime of Dangerous Drug (F) reported in the month of November 2014.

Total Number of Arrests

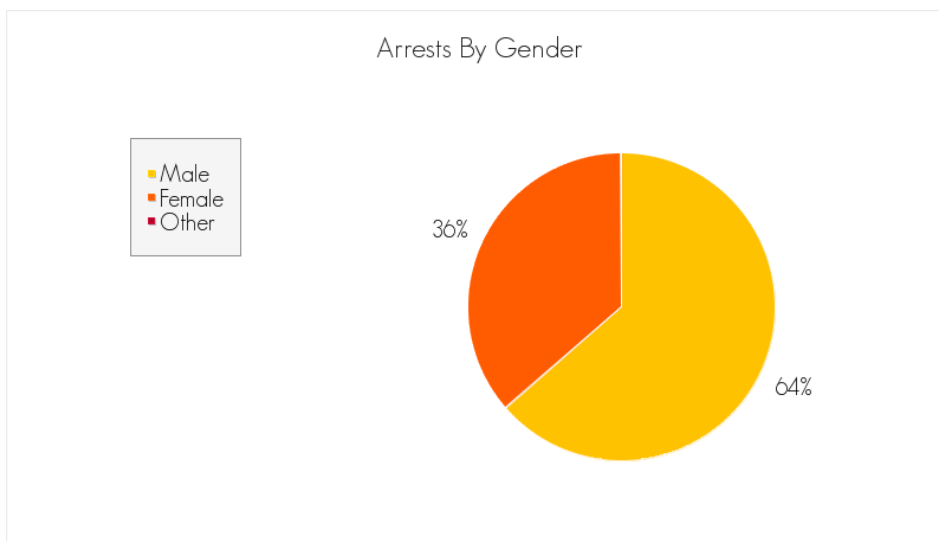
the month of November 2014: 11

Average Arrests by Day



Averaged over the month of November 2014

Arrests by Gender, Race, and Age

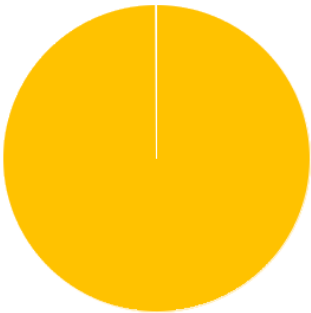


Gender Numbers

Male:	7
Female:	4
Other:	0

Gender information may not be available for all arrests reported.

Arrests By Race



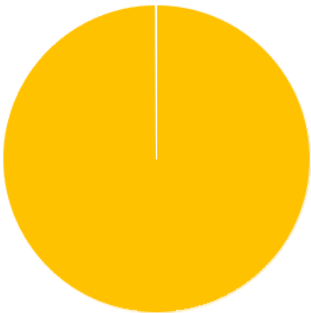
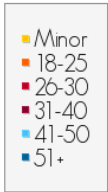
100%

Race Numbers

Caucasian:	1
Black:	0
Hispanic:	0
Asian:	0
Indian:	0
Other:	0

Race information may not be available for all arrests reported.

Arrests By Age



100%

Age Numbers

Minor:	11
18-25:	0
26-30:	0
31-40:	0
41-50:	0
51+:	0

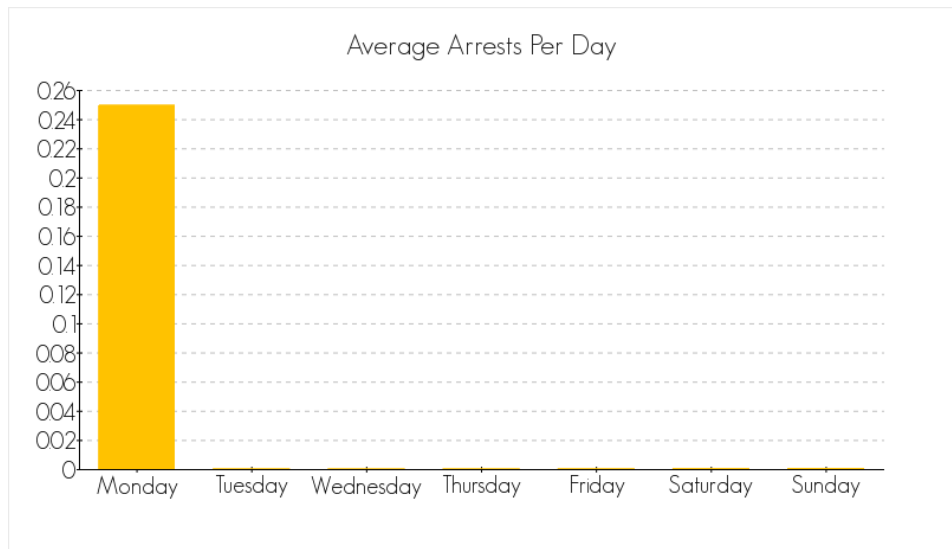
ARRESTS IN THE CITY OF CHICO FOR THE CRIME OF 'ALL OTHER DRUG OFFENSES (F)' FOR THE MONTH OF NOVEMBER 2014

The following are statistics for the crime of All Other Drug Offenses (F) reported in the month of November 2014.

Total Number of Arrests

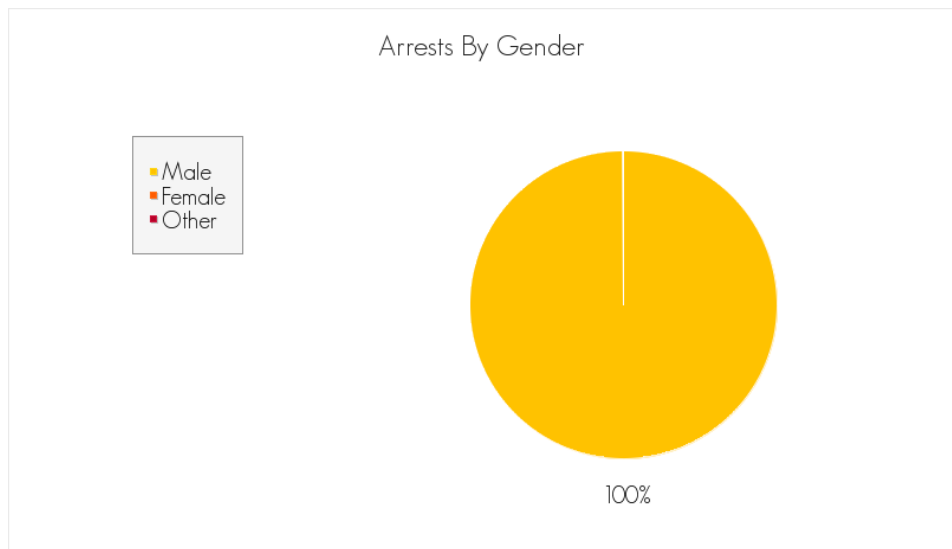
the month of November 2014: 1

Average Arrests by Day



Averaged over the month of November 2014

Arrests by Gender, Race, and Age



Gender Numbers

Male:	1
Female:	0
Other:	0

Gender information may not be available for all arrests reported.

Arrests By Race

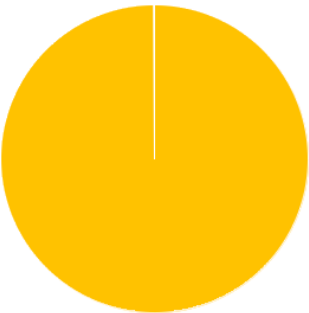


Race Numbers

Caucasian:	0
Black:	0
Hispanic:	0
Asian:	0
Indian:	0
Other:	0

Race information may not be available for all arrests reported.

Arrests By Age



Age Numbers

Minor:	1
18-25:	0
26-30:	0
31-40:	0
41-50:	0
51+:	0

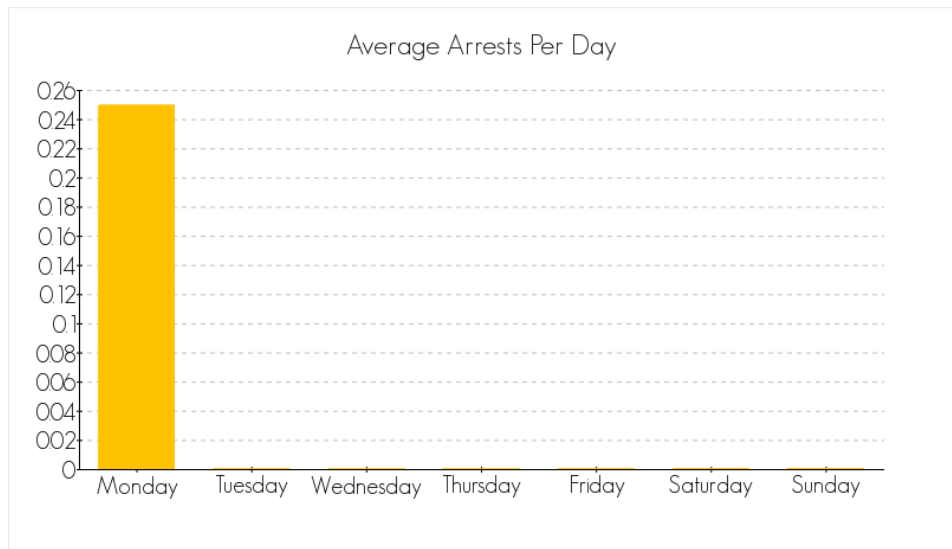
ARRESTS IN THE CITY OF CHICO FOR THE CRIME OF 'LEWD OR LASCIVIOUS (F)' FOR THE MONTH OF NOVEMBER 2014

The following are statistics for the crime of Lewd or Lascivious (F) reported in the month of November 2014.

Total Number of Arrests

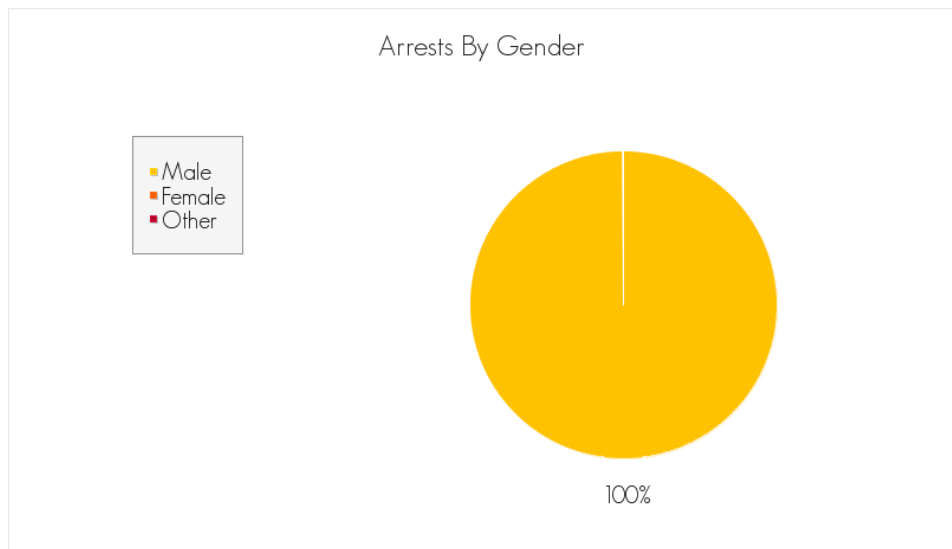
the month of November 2014: 1

Average Arrests by Day



Averaged over the month of November 2014

Arrests by Gender, Race, and Age



Gender Numbers

Male:	1
Female:	0
Other:	0

Gender information may not be available for all arrests reported.

Arrests By Race

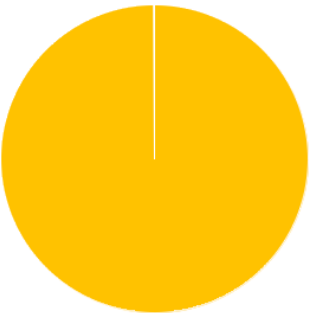


Race Numbers

Caucasian:	0
Black:	0
Hispanic:	0
Asian:	0
Indian:	0
Other:	0

Race information may not be available for all arrests reported.

Arrests By Age



Age Numbers

Minor:	1
18-25:	0
26-30:	0
31-40:	0
41-50:	0
51+:	0

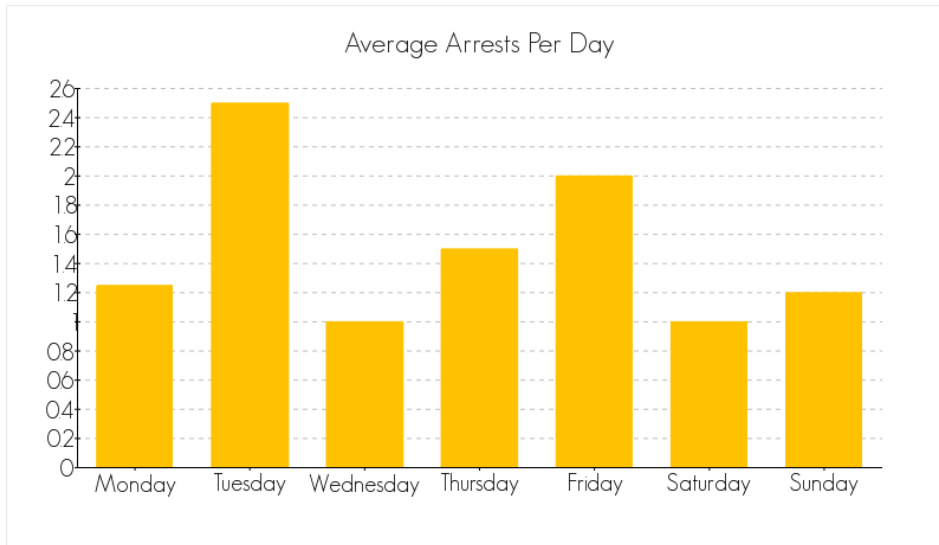
ARRESTS IN THE CITY OF CHICO FOR THE CRIME OF 'ALL OTHER FELONY OFFENSES (F)' FOR THE MONTH OF NOVEMBER 2014

The following are statistics for the crime of All Other Felony Offenses (F) reported in the month of November 2014.

Total Number of Arrests

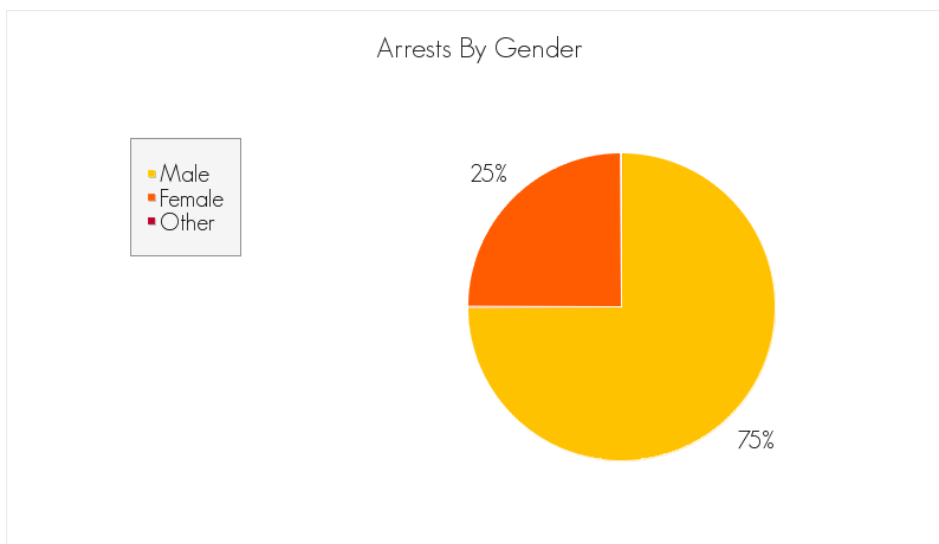
the month of November 2014: 44

Average Arrests by Day



Averaged over the month of November 2014

Arrests by Gender, Race, and Age

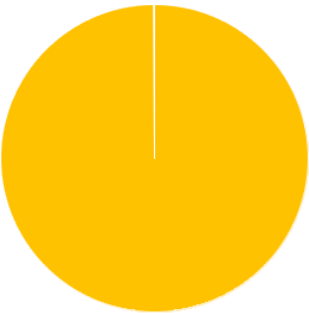


Gender Numbers

Male:	33
Female:	11
Other:	0

Gender information may not be available for all arrests reported.

Arrests By Race



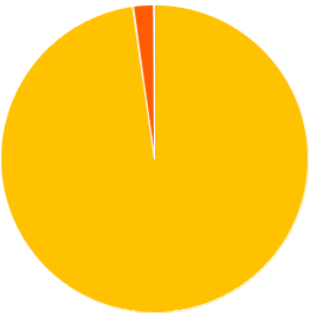
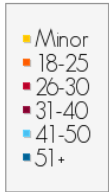
100%

Race Numbers

Caucasian:	2
Black:	0
Hispanic:	0
Asian:	0
Indian:	0
Other:	0

Race information may not be available for all arrests reported.

Arrests By Age



2%

98%

Age Numbers

Minor:	43
18-25:	1
26-30:	0
31-40:	0
41-50:	0
51+:	0

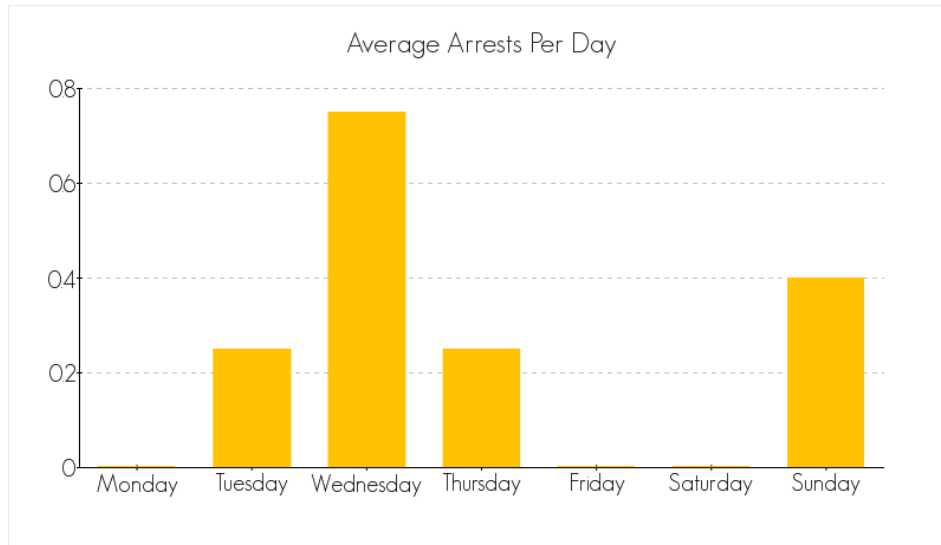
ARRESTS IN THE CITY OF CHICO FOR THE CRIME OF 'ASSAULT AND BATTERY (M)' FOR THE MONTH OF NOVEMBER 2014

The following are statistics for the crime of Assault and Battery (M) reported in the month of November 2014.

Total Number of Arrests

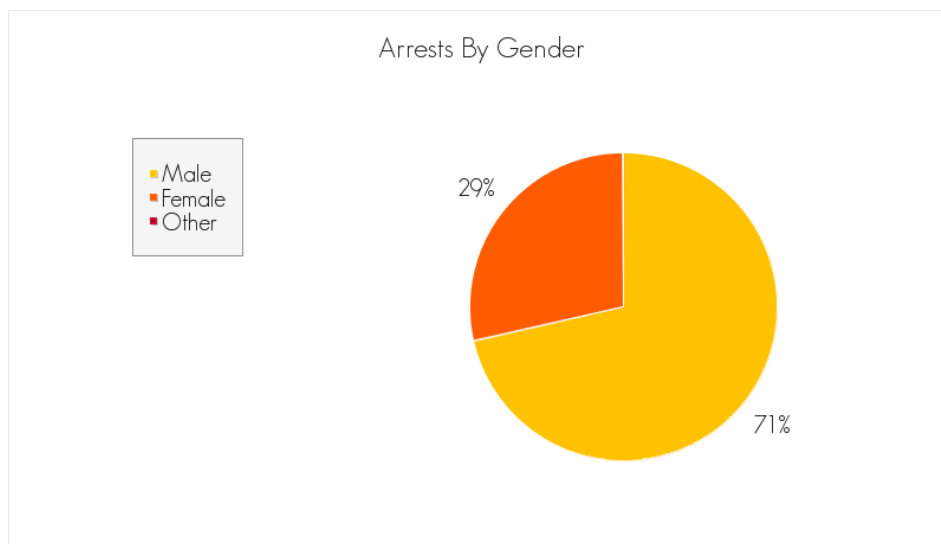
the month of November 2014: 7

Average Arrests by Day



Averaged over the month of November 2014

Arrests by Gender, Race, and Age



Gender Numbers

Male:	5
Female:	2
Other:	0

Gender information may not be available for all arrests reported.

Arrests By Race

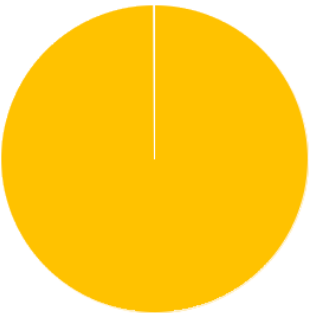


Race Numbers

Caucasian:	0
Black:	0
Hispanic:	0
Asian:	0
Indian:	0
Other:	0

Race information may not be available for all arrests reported.

Arrests By Age



Age Numbers

Minor:	7
18-25:	0
26-30:	0
31-40:	0
41-50:	0
51+:	0

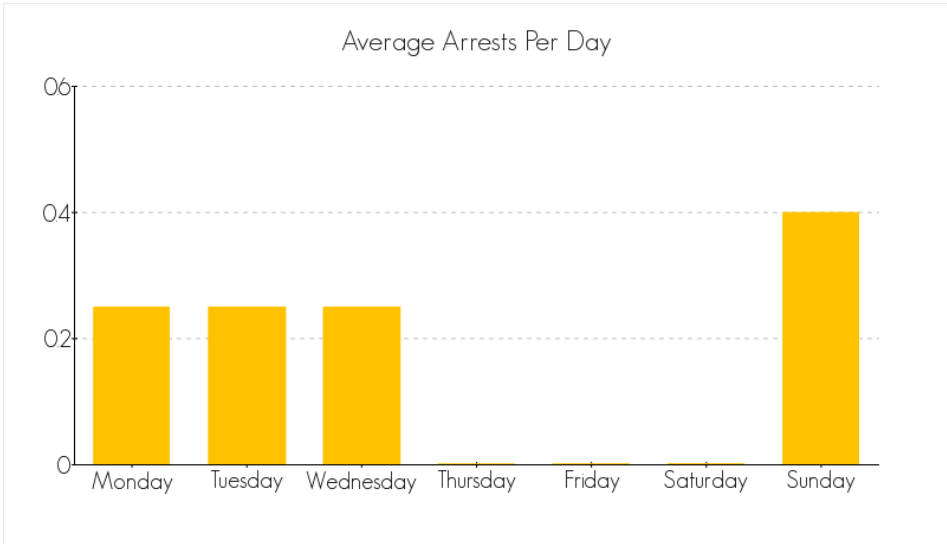
ARRESTS IN THE CITY OF CHICO FOR THE CRIME OF 'PETTY THEFT (M)' FOR THE MONTH OF NOVEMBER 2014

The following are statistics for the crime of Petty Theft (M) reported in the month of November 2014.

Total Number of Arrests

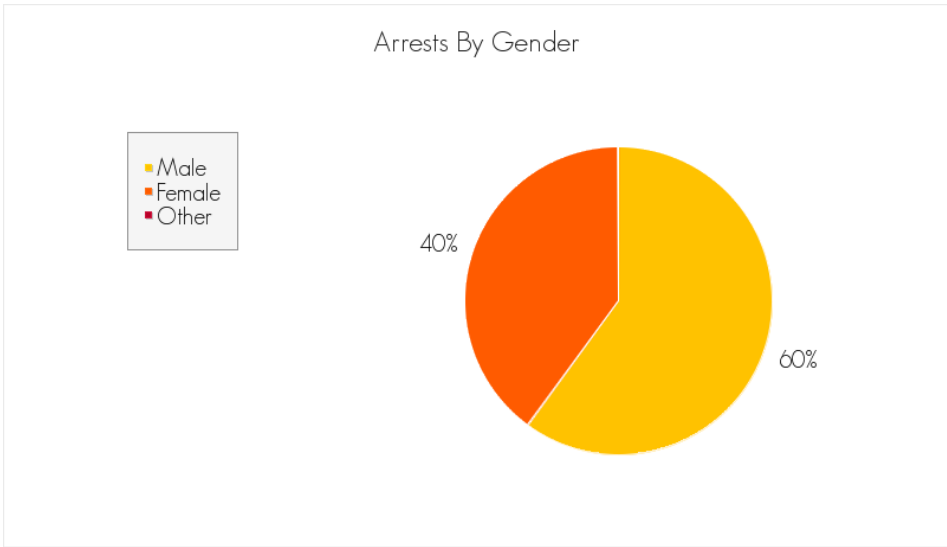
the month of November 2014: 5

Average Arrests by Day



Averaged over the month of November 2014

Arrests by Gender, Race, and Age



Gender Numbers

Male:	3
Female:	2
Other:	0

Gender information may not be available for all arrests reported.

Arrests By Race

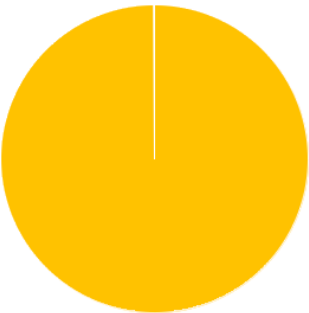


Race Numbers

Caucasian:	0
Black:	0
Hispanic:	0
Asian:	0
Indian:	0
Other:	0

Race information may not be available for all arrests reported.

Arrests By Age



100%

Age Numbers

Minor:	5
18-25:	0
26-30:	0
31-40:	0
41-50:	0
51+:	0

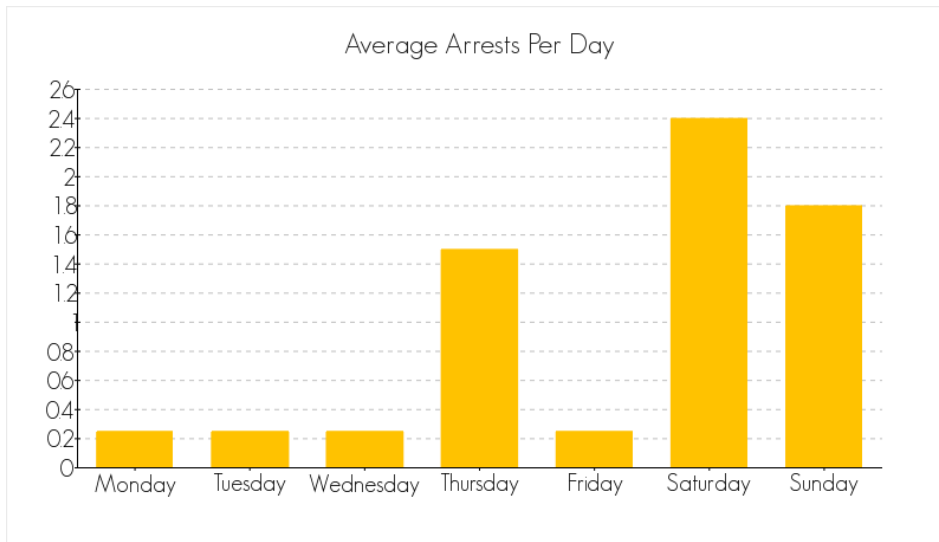
ARRESTS IN THE CITY OF CHICO FOR THE CRIME OF 'OTHER DRUGS (M)' FOR THE MONTH OF NOVEMBER 2014

The following are statistics for the crime of Other Drugs (M) reported in the month of November 2014.

Total Number of Arrests

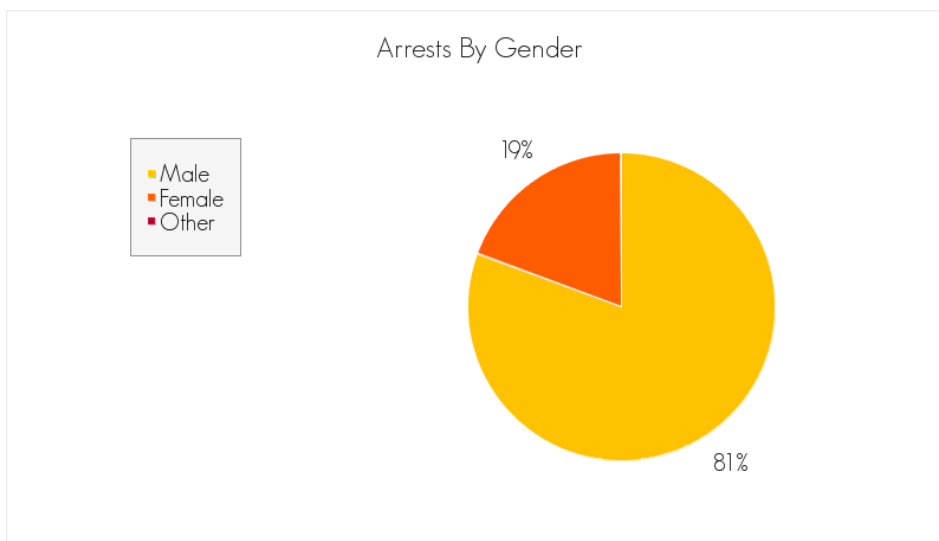
the month of November 2014: 31

Average Arrests by Day



Averaged over the month of November 2014

Arrests by Gender, Race, and Age



Gender Numbers

Male:	25
Female:	6
Other:	0

Gender information may not be available for all arrests reported.

Arrests By Race

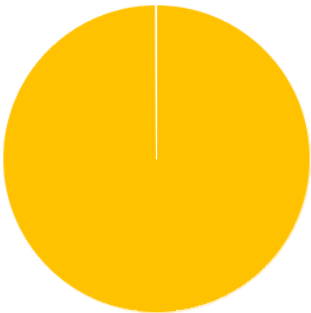


Race Numbers

Caucasian:	0
Black:	0
Hispanic:	0
Asian:	0
Indian:	0
Other:	0

Race information may not be available for all arrests reported.

Arrests By Age



100%

Age Numbers

Minor:	31
18-25:	0
26-30:	0
31-40:	0
41-50:	0
51+:	0

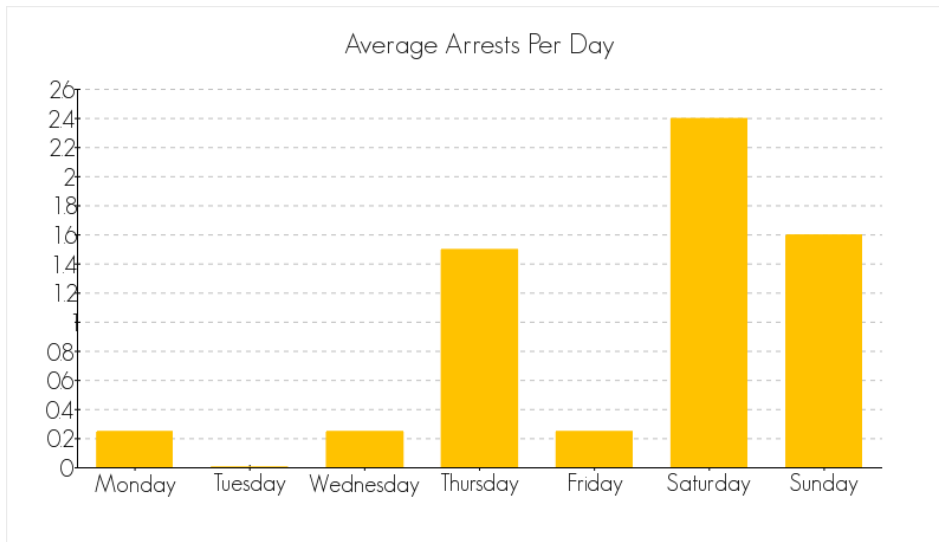
ARRESTS IN THE CITY OF CHICO FOR THE CRIME OF 'DRUNK (M)' FOR THE MONTH OF NOVEMBER 2014

The following are statistics for the crime of Drunk (M) reported in the month of November 2014.

Total Number of Arrests

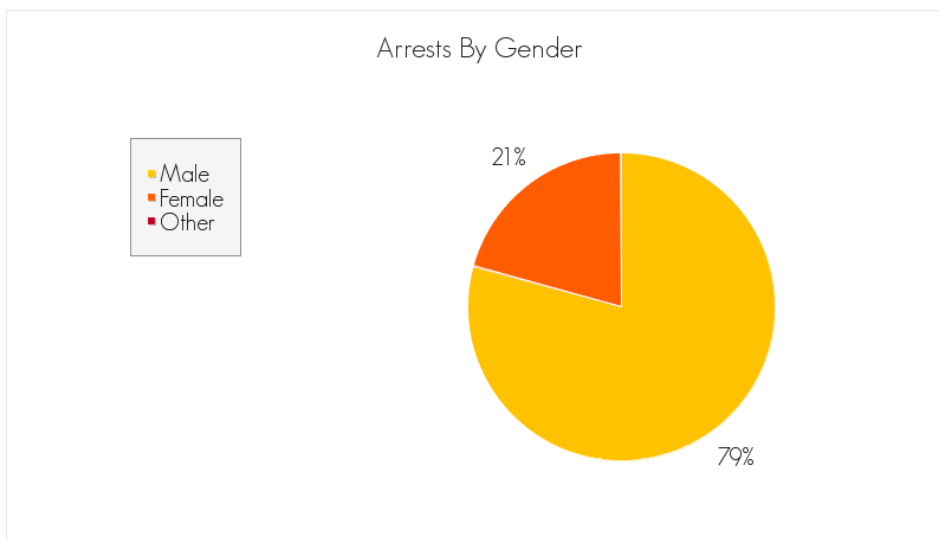
the month of November 2014: 29

Average Arrests by Day



Averaged over the month of November 2014

Arrests by Gender, Race, and Age



Gender Numbers

Male:	23
Female:	6
Other:	0

Gender information may not be available for all arrests reported.

Arrests By Race

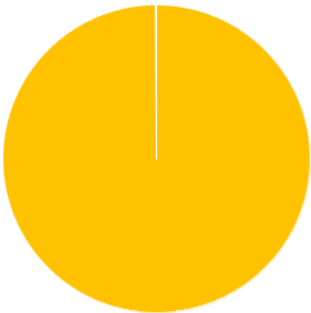


Race Numbers

Caucasian:	0
Black:	0
Hispanic:	0
Asian:	0
Indian:	0
Other:	0

Race information may not be available for all arrests reported.

Arrests By Age



100%

Age Numbers

Minor:	29
18-25:	0
26-30:	0
31-40:	0
41-50:	0
51+:	0

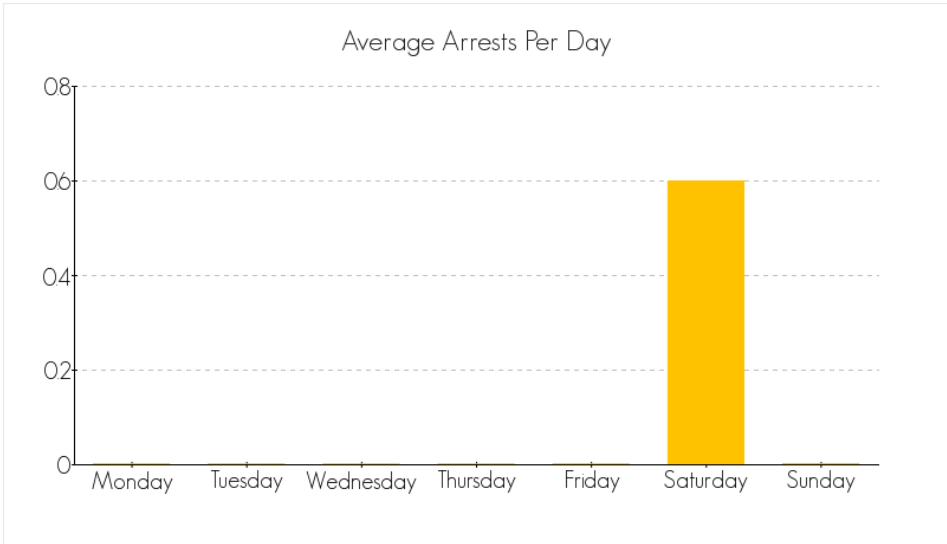
ARRESTS IN THE CITY OF CHICO FOR THE CRIME OF 'LIQUOR LAWS (M)' FOR THE MONTH OF NOVEMBER 2014

The following are statistics for the crime of Liquor Laws (M) reported in the month of November 2014.

Total Number of Arrests

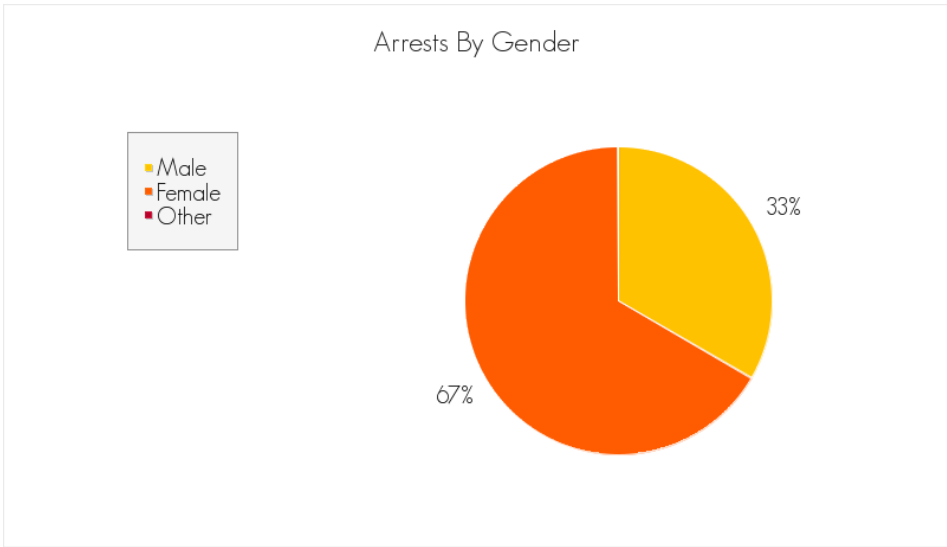
the month of November 2014: 3

Average Arrests by Day



Averaged over the month of November 2014

Arrests by Gender, Race, and Age



Gender Numbers

Male:	1
Female:	2
Other:	0

Gender information may not be available for all arrests reported.

Arrests By Race

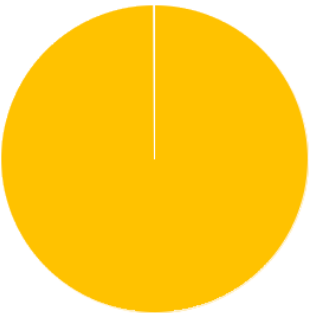


Race Numbers

Caucasian:	0
Black:	0
Hispanic:	0
Asian:	0
Indian:	0
Other:	0

Race information may not be available for all arrests reported.

Arrests By Age



Age Numbers

Minor:	3
18-25:	0
26-30:	0
31-40:	0
41-50:	0
51+:	0

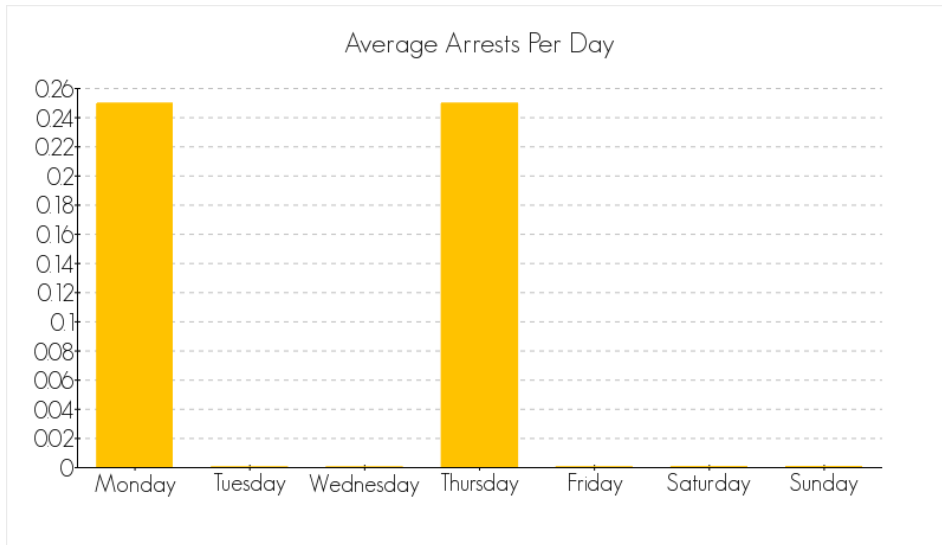
ARRESTS IN THE CITY OF CHICO FOR THE CRIME OF 'DISORDERLY CONDUCT (M)' FOR THE MONTH OF NOVEMBER 2014

The following are statistics for the crime of Disorderly Conduct (M) reported in the month of November 2014.

Total Number of Arrests

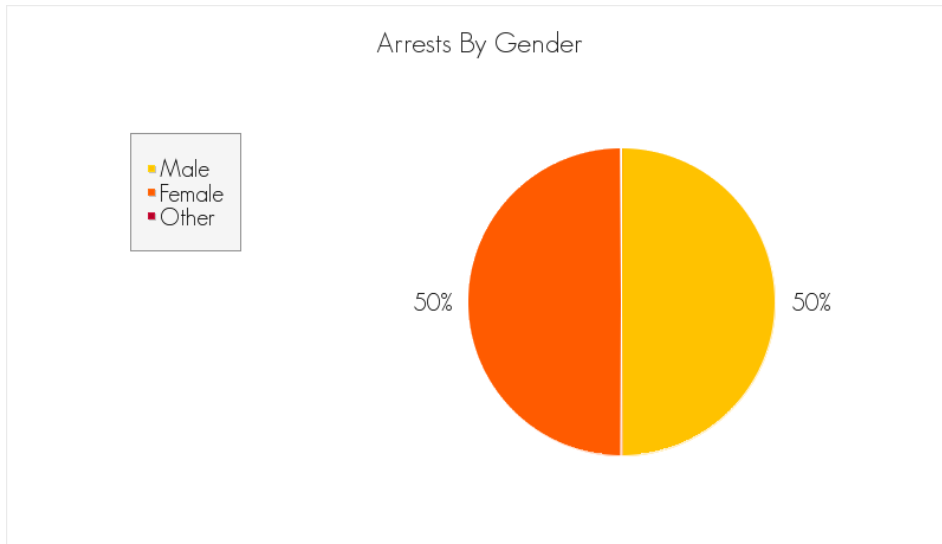
the month of November 2014: 2

Average Arrests by Day



Averaged over the month of November 2014

Arrests by Gender, Race, and Age



Gender Numbers

Male:	1
Female:	1
Other:	0

Gender information may not be available for all arrests reported.

Arrests By Race

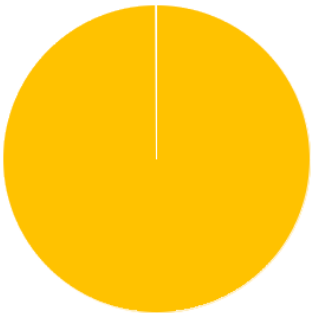


Race Numbers

Caucasian:	0
Black:	0
Hispanic:	0
Asian:	0
Indian:	0
Other:	0

Race information may not be available for all arrests reported.

Arrests By Age



100%

Age Numbers

Minor:	2
18-25:	0
26-30:	0
31-40:	0
41-50:	0
51+:	0

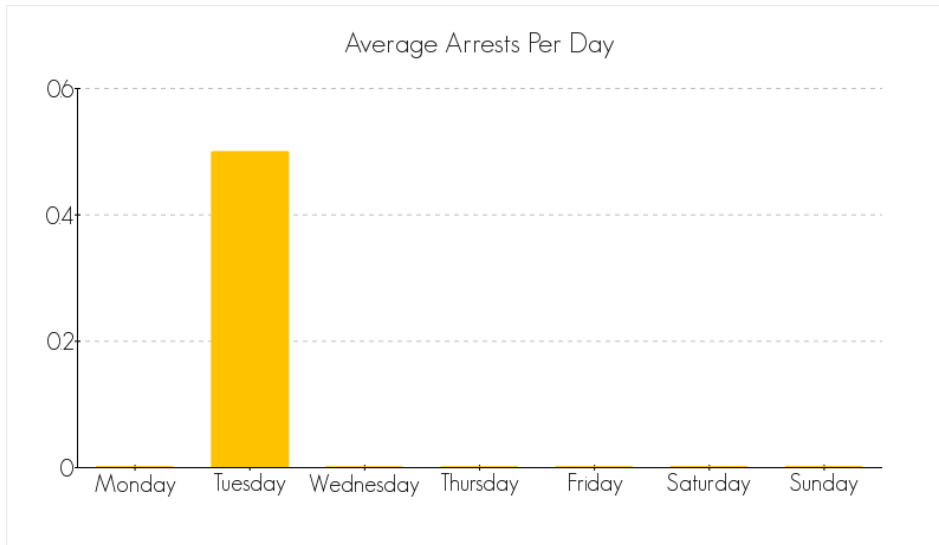
ARRESTS IN THE CITY OF CHICO FOR THE CRIME OF 'DISTURBING THE PEACE (M)' FOR THE MONTH OF NOVEMBER 2014

The following are statistics for the crime of Disturbing the Peace (M) reported in the month of November 2014.

Total Number of Arrests

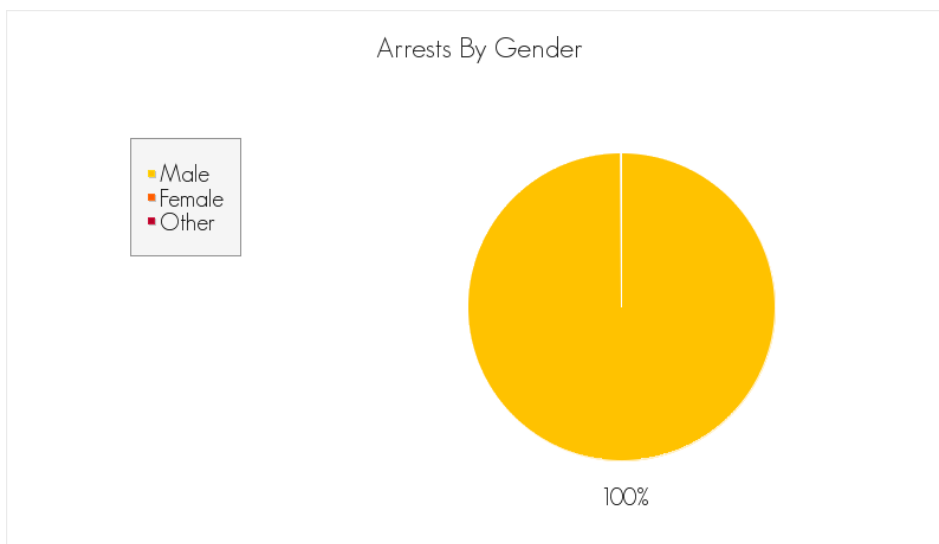
the month of November 2014: 2

Average Arrests by Day



Averaged over the month of November 2014

Arrests by Gender, Race, and Age



Gender Numbers

Male:	2
Female:	0
Other:	0

Gender information may not be available for all arrests reported.

Arrests By Race

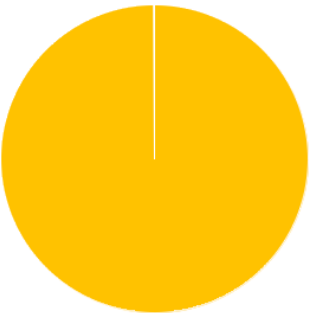


Race Numbers

Caucasian:	0
Black:	0
Hispanic:	0
Asian:	0
Indian:	0
Other:	0

Race information may not be available for all arrests reported.

Arrests By Age



100%

Age Numbers

Minor:	2
18-25:	0
26-30:	0
31-40:	0
41-50:	0
51+:	0

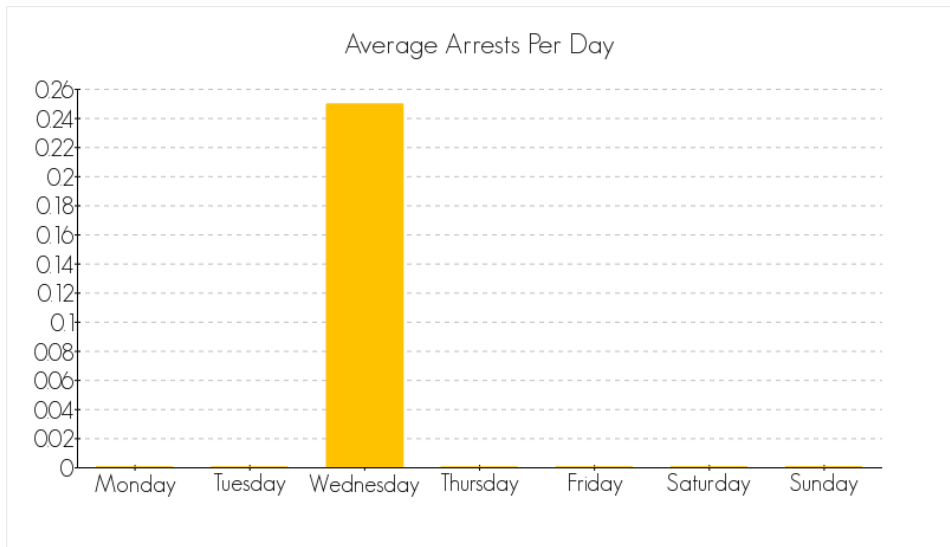
ARRESTS IN THE CITY OF CHICO FOR THE CRIME OF 'VANDALISM (M)' FOR THE MONTH OF NOVEMBER 2014

The following are statistics for the crime of Vandalism (M) reported in the month of November 2014.

Total Number of Arrests

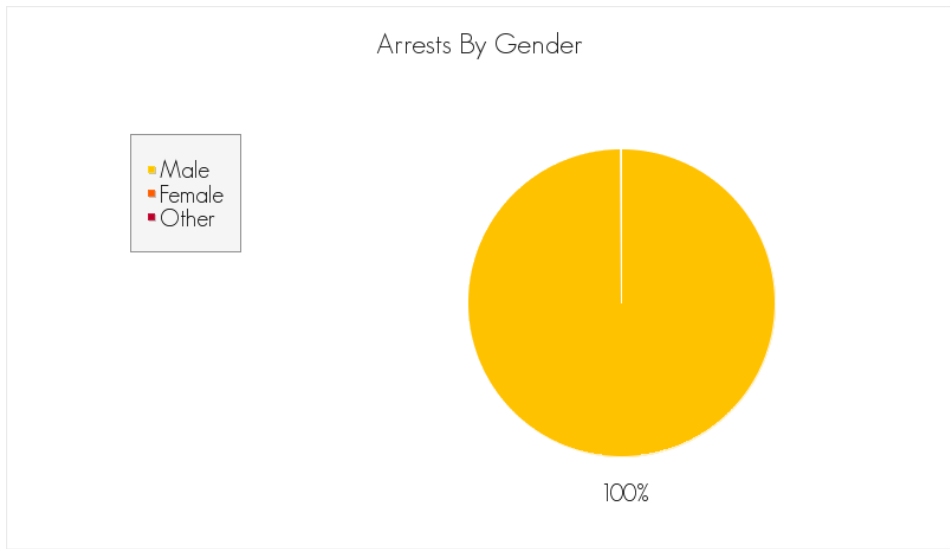
the month of November 2014: 1

Average Arrests by Day



Averaged over the month of November 2014

Arrests by Gender, Race, and Age



Gender Numbers

Male:	1
Female:	0
Other:	0

Gender information may not be available for all arrests reported.

Arrests By Race

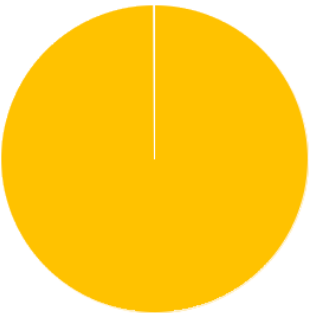


Race Numbers

Caucasian:	0
Black:	0
Hispanic:	0
Asian:	0
Indian:	0
Other:	0

Race information may not be available for all arrests reported.

Arrests By Age



Age Numbers

Minor:	1
18-25:	0
26-30:	0
31-40:	0
41-50:	0
51+:	0

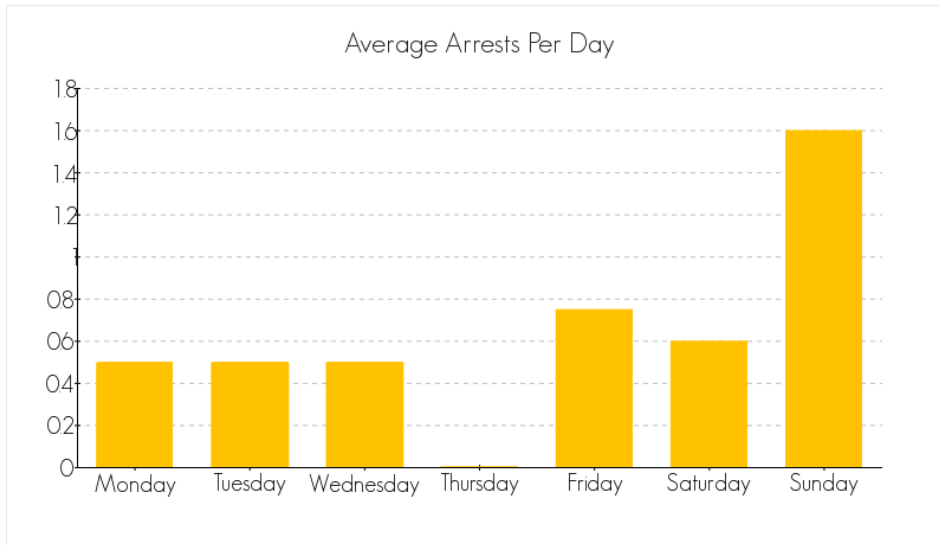
ARRESTS IN THE CITY OF CHICO FOR THE CRIME OF 'DRIVING UNDER THE INFLUENCE (M)' FOR THE MONTH OF NOVEMBER 2014

The following are statistics for the crime of Driving Under the Influence (M) reported in the month of November 2014.

Total Number of Arrests

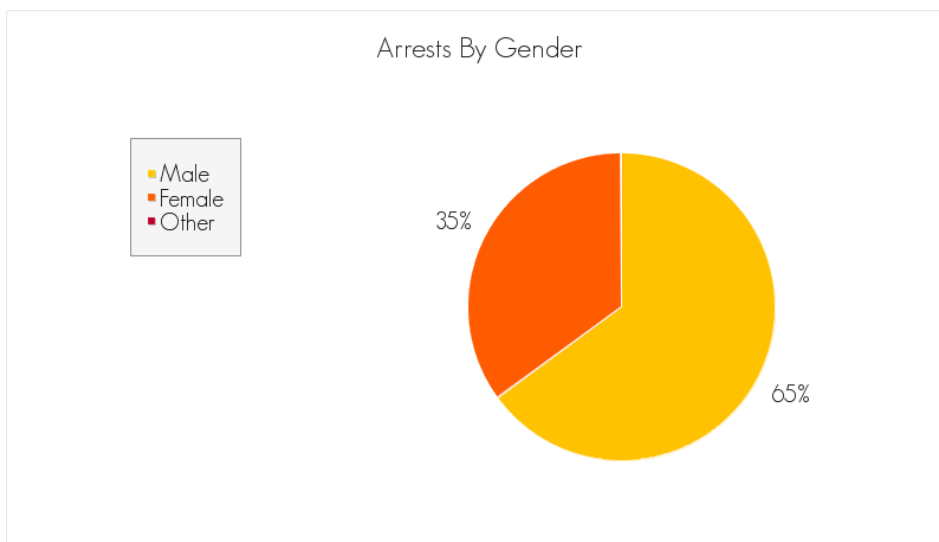
the month of November 2014: 20

Average Arrests by Day



Averaged over the month of November 2014

Arrests by Gender, Race, and Age



Gender Numbers

Male: 13

Female: 7

Other: 0

Gender information may not be available for all arrests reported.

Arrests By Race

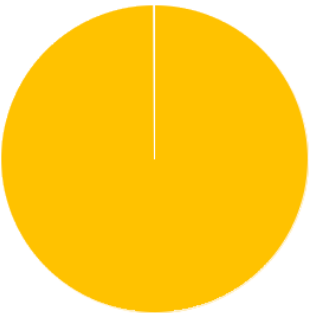


Race Numbers

Caucasian:	0
Black:	0
Hispanic:	0
Asian:	0
Indian:	0
Other:	0

Race information may not be available for all arrests reported.

Arrests By Age



100%

Age Numbers

Minor:	20
18-25:	0
26-30:	0
31-40:	0
41-50:	0
51+:	0

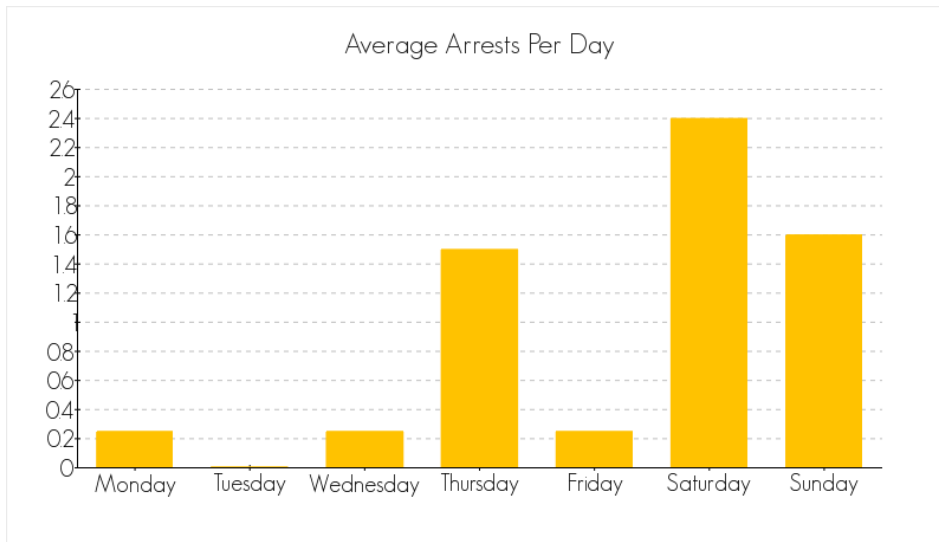
ARRESTS IN THE CITY OF CHICO FOR THE CRIME OF 'GLUE SNIFFING (M)' FOR THE MONTH OF NOVEMBER 2014

The following are statistics for the crime of Glue Sniffing (M) reported in the month of November 2014.

Total Number of Arrests

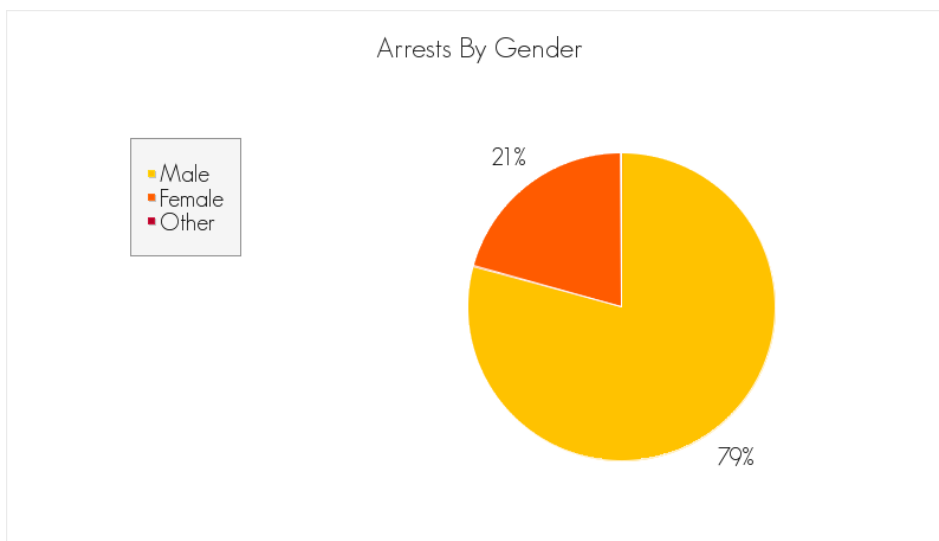
the month of November 2014: 29

Average Arrests by Day



Averaged over the month of November 2014

Arrests by Gender, Race, and Age



Gender Numbers

Male:	23
Female:	6
Other:	0

Gender information may not be available for all arrests reported.

Arrests By Race

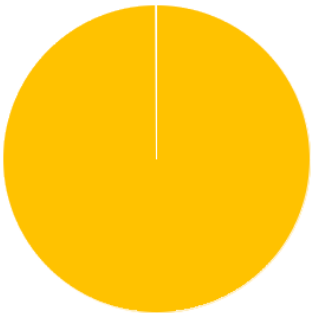


Race Numbers

Caucasian:	0
Black:	0
Hispanic:	0
Asian:	0
Indian:	0
Other:	0

Race information may not be available for all arrests reported.

Arrests By Age



100%

Age Numbers

Minor:	29
18-25:	0
26-30:	0
31-40:	0
41-50:	0
51+:	0

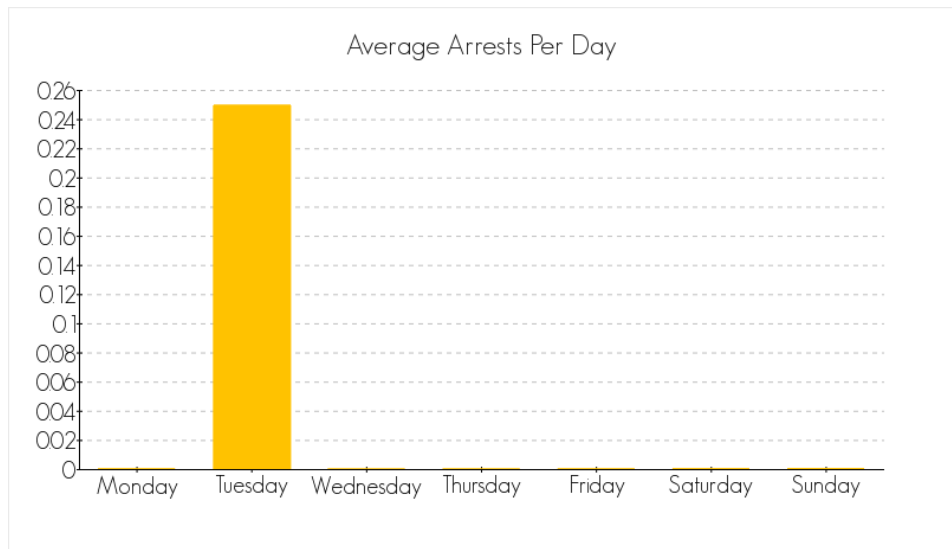
ARRESTS IN THE CITY OF CHICO FOR THE CRIME OF 'SELECTED TRAFFIC VIOLATIONS (M)' FOR THE MONTH OF NOVEMBER 2014

The following are statistics for the crime of Selected Traffic Violations (M) reported in the month of November 2014.

Total Number of Arrests

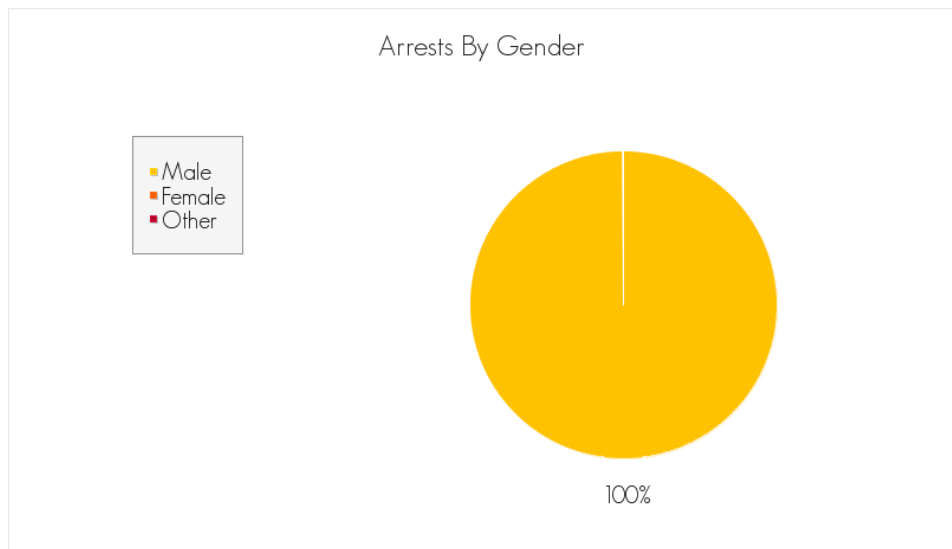
the month of November 2014: 1

Average Arrests by Day



Averaged over the month of November 2014

Arrests by Gender, Race, and Age



Gender Numbers

Male:	1
Female:	0
Other:	0

Gender information may not be available for all arrests reported.

Arrests By Race

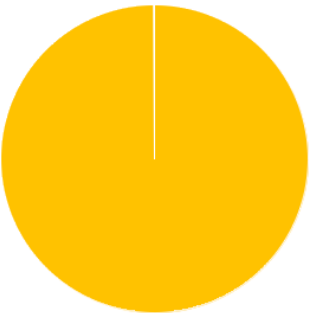


Race Numbers

Caucasian:	0
Black:	0
Hispanic:	0
Asian:	0
Indian:	0
Other:	0

Race information may not be available for all arrests reported.

Arrests By Age



Age Numbers

Minor:	1
18-25:	0
26-30:	0
31-40:	0
41-50:	0
51+:	0

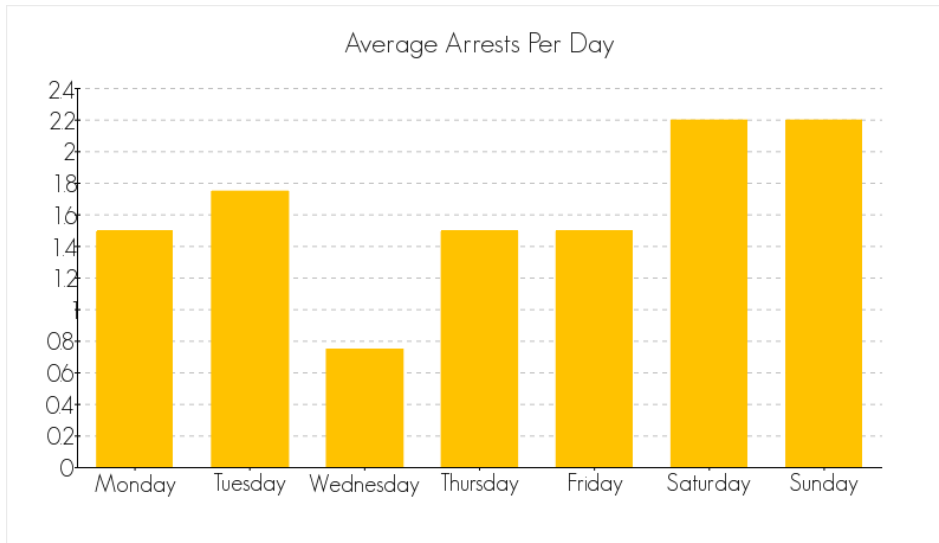
ARRESTS IN THE CITY OF CHICO FOR THE CRIME OF 'ALL OTHER MISDEMEANOR OFFENSES (M)' FOR THE MONTH OF NOVEMBER 2014

The following are statistics for the crime of All Other Misdemeanor Offenses (M) reported in the month of November 2014.

Total Number of Arrests

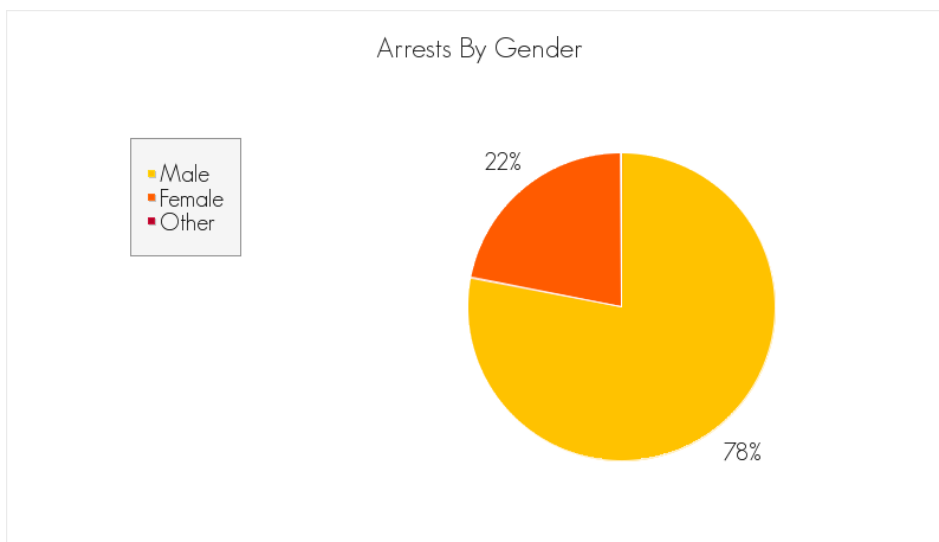
the month of November 2014: 50

Average Arrests by Day



Averaged over the month of November 2014

Arrests by Gender, Race, and Age



Gender Numbers

Male:	39
Female:	11
Other:	0

Gender information may not be available for all arrests reported.

Arrests By Race

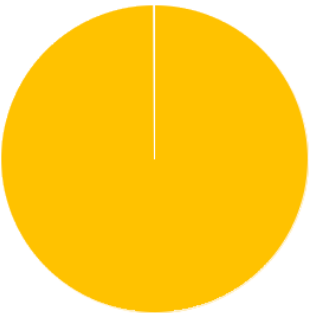


Race Numbers

Caucasian:	0
Black:	0
Hispanic:	0
Asian:	0
Indian:	0
Other:	0

Race information may not be available for all arrests reported.

Arrests By Age



Age Numbers

Minor:	50
18-25:	0
26-30:	0
31-40:	0
41-50:	0
51+:	0

RECENT ARREST DATA FOR THE CITY OF CHICO

Arrest Category	November 2014	November 2014 - October 2014	November 2014 - September 2014
TOTAL ARRESTS	135	307	432

Arrests By Gender			
Arrest Category	November 2014	November 2014 - October 2014	November 2014 - September 2014
Male	102	217	302
Female	33	90	130
Other	0	0	0

* Gender information may not be available for all arrests reported.

Arrests By Race			
Arrest Category	November 2014	November 2014 - October 2014	November 2014 - September 2014
Caucasian	2	6	11
Black	0	1	1
Hispanic	0	1	1
Asian	0	0	0
Indian	0	0	0
Other	133	299	419

* Race information may not be available for all arrests reported.

Arrests By Age			
Arrest Category	November 2014	November 2014 - October 2014	November 2014 - September 2014
Minor	134	304	427
18-25	1	1	2
26-30	0	0	0
31-40	0	2	3
41-50	0	0	0
51+	0	0	0

Felony vs. Misdemeanor			
Arrest Category	November 2014	November 2014 - October 2014	November 2014 - September 2014
Felony	56	130	187
Misdemeanor	106	231	316
Other	8	12	15

* Arrests that have both felony and misdemeanor charges are accounted for in both arrest types.

Felony Charges			
Charge Category	November 2014	November 2014 - October 2014	November 2014 - September 2014
Homicide	0	0	0
Rape	0	1	1
Robbery	0	0	1
Assault	7	22	27
Kidnapping	0	0	1
Burglary	3	6	8
Theft	3	4	5
Motor Vehicle Theft	0	2	5
Forgery, Check, and Access Cards	0	1	1
Arson	0	0	0
Narcotic	6	9	9
Marijuana	3	4	4
Dangerous Drug	11	22	29
All Other Drug Offenses	1	1	1
Lewd or Lascivious	1	1	1
All Other Sex Offenses	0	0	0
Driving Under the Influence	0	0	0
Hit-and-Run	0	0	0
Weapons	0	1	1
Escape	0	0	0
Bookmaking	0	0	0

Felony Charges

Charge Category	November 2014	November 2014 - October 2014	November 2014 - September 2014
All Other Felony Offenses	44	96	144

Misdemeanor Charges

Charge Category	November 2014	November 2014 - October 2014	November 2014 - September 2014
Manslaughter	0	0	0
Assault and Battery	7	20	27
Burglary	0	0	0
Petty Theft	5	8	9
Checks and Access Cards	0	1	1
Marijuana	0	1	1
Other Drugs	31	70	94
Indecent Exposure	0	0	0
Annoying Children	0	0	0
Obscene Matter	0	0	0
Lewd Conduct	0	0	0
Prostitution	0	0	0
Contribute to Delinquency of Minor	0	2	2
Drunk	29	66	90
Liquor Laws	3	6	7
Disorderly Conduct	2	9	12
Disturbing the Peace	2	5	9
Malicious Mischief	0	0	0
Vandalism	1	5	5
Trespassing	0	2	2
Weapons	0	0	0
Driving Under the Influence	20	31	44
Glue Sniffing	29	66	90

Misdemeanor Charges			
Charge Category	November 2014	November 2014 - October 2014	November 2014 - September 2014
Hit-and-Run	0	0	0
Joy Riding	0	0	0
Selected Traffic Violations	1	1	1
Gambling	0	0	0
Nonsupport	0	0	0
All Other Misdemeanor Offenses	50	100	132

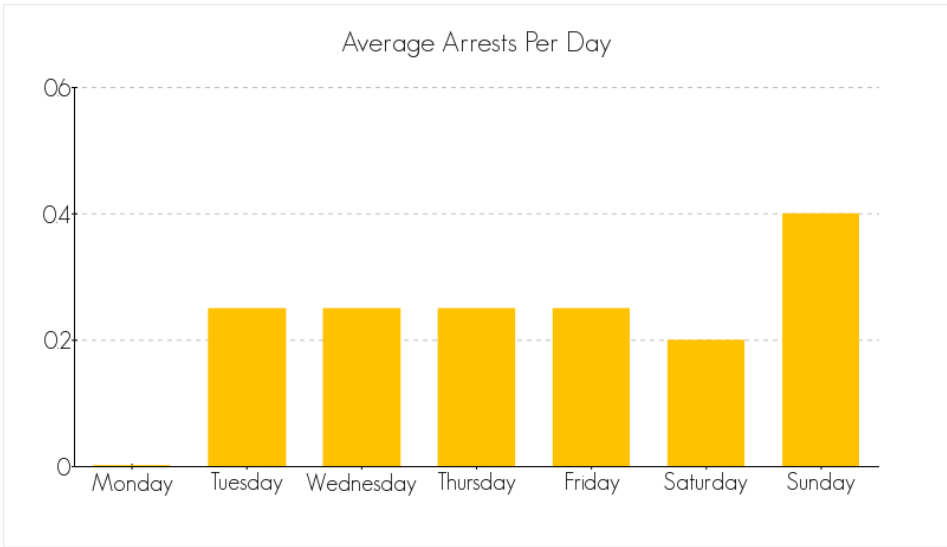
ARRESTS IN THE CITY OF OROVILLE FOR THE MONTH OF NOVEMBER 2014

The following are statistics for all crimes reported in the month of November 2014.

Total Number of Arrests

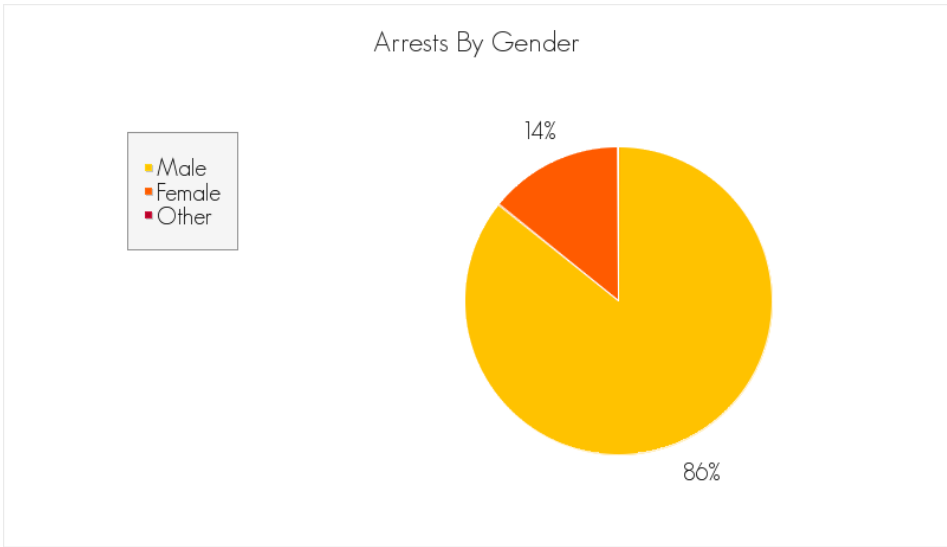
the month of November 2014: 7

Average Arrests by Day



Averaged over the month of November 2014

Arrests by Gender, Race, Age, and Felony vs. Misdemeanor

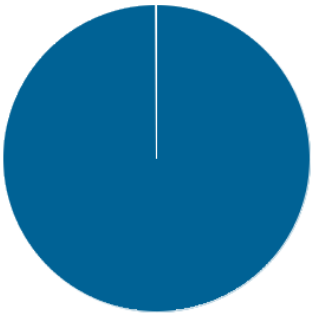


Gender Numbers

Male:	6
Female:	1
Other:	0

Gender information may not be available for all arrests reported.

Arrests By Race



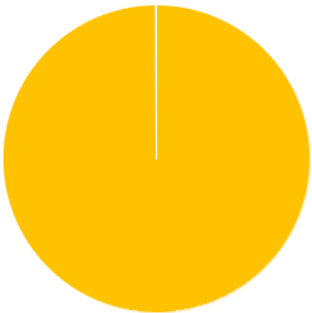
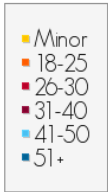
100%

Race Numbers

Caucasian:	0
Black:	0
Hispanic:	0
Asian:	0
Indian:	0
Other:	7

Race information may not be available for all arrests reported.

Arrests By Age

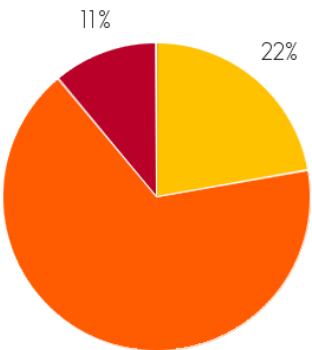


100%

Age Numbers

Minor:	7
18-25:	0
26-30:	0
31-40:	0
41-50:	0
51+:	0

Felony vs. Misdemeanor



67%

F vs. M Numbers

Felony:	2
Misdemeanor:	6
Other:	1

Arrests that have both felony and misdemeanor charges are accounted for in both arrest types.

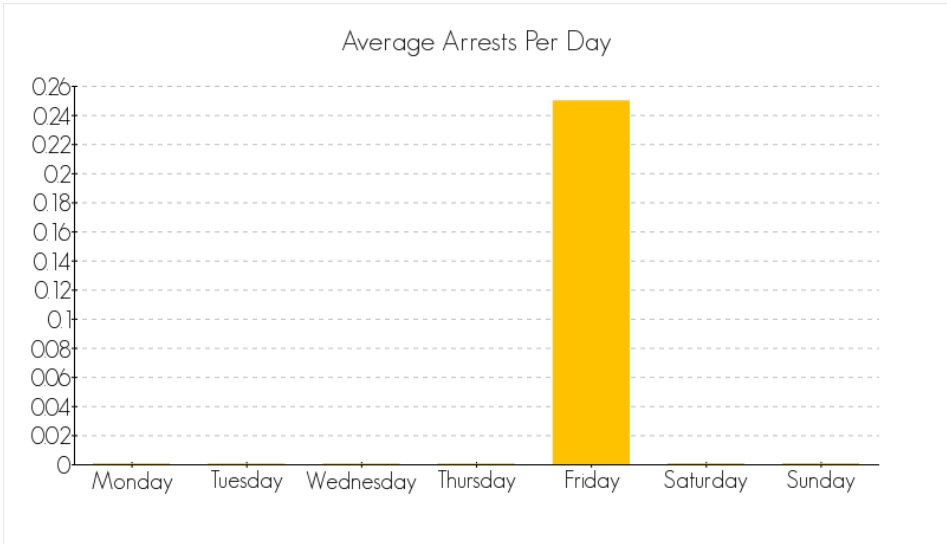
ARRESTS IN THE CITY OF OROVILLE FOR THE CRIME OF 'BURGLARY (F)' FOR THE MONTH OF NOVEMBER 2014

The following are statistics for the crime of Burglary (F) reported in the month of November 2014.

Total Number of Arrests

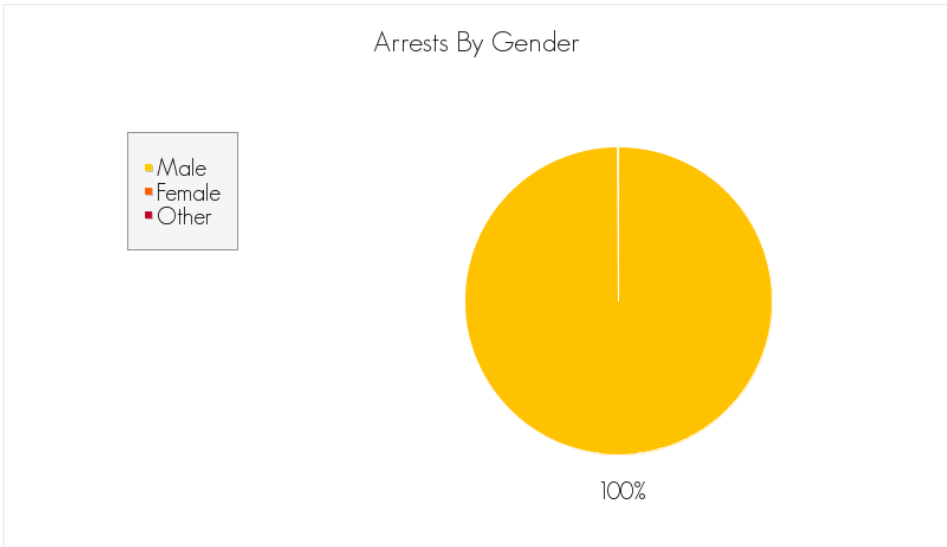
the month of November 2014: 1

Average Arrests by Day



Averaged over the month of November 2014

Arrests by Gender, Race, and Age



Gender Numbers

Male:	1
Female:	0
Other:	0

Gender information may not be available for all arrests reported.

Arrests By Race

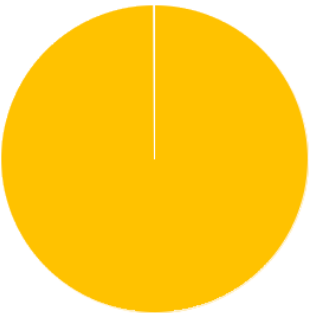


Race Numbers

Caucasian:	0
Black:	0
Hispanic:	0
Asian:	0
Indian:	0
Other:	0

Race information may not be available for all arrests reported.

Arrests By Age



Age Numbers

Minor:	1
18-25:	0
26-30:	0
31-40:	0
41-50:	0
51+:	0

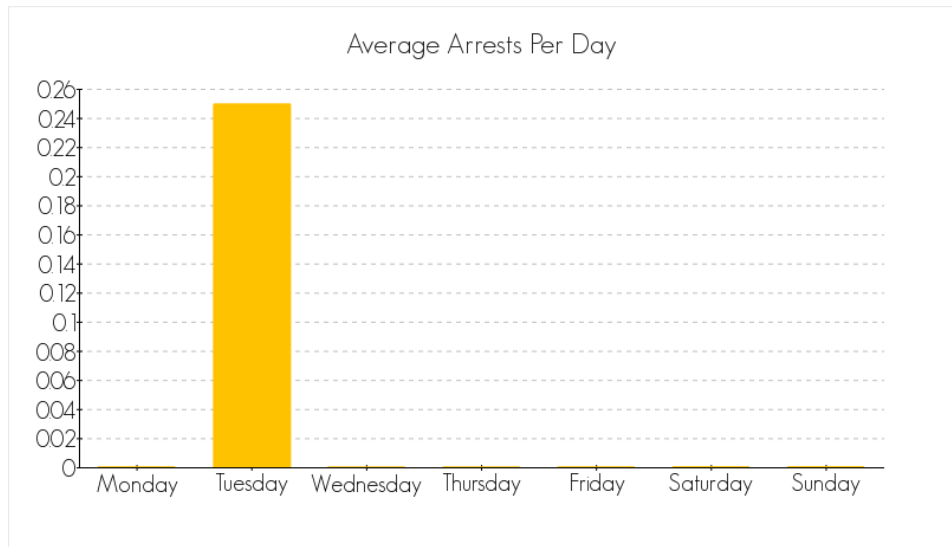
ARRESTS IN THE CITY OF OROVILLE FOR THE CRIME OF 'DANGEROUS DRUG (F)' FOR THE MONTH OF NOVEMBER 2014

The following are statistics for the crime of Dangerous Drug (F) reported in the month of November 2014.

Total Number of Arrests

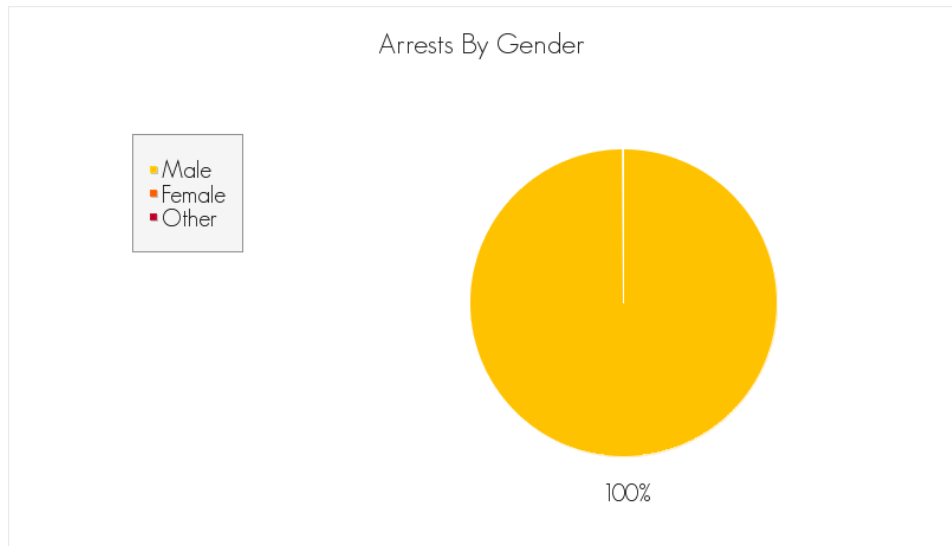
the month of November 2014: 1

Average Arrests by Day



Averaged over the month of November 2014

Arrests by Gender, Race, and Age



Gender Numbers

Male:	1
Female:	0
Other:	0

Gender information may not be available for all arrests reported.

Arrests By Race

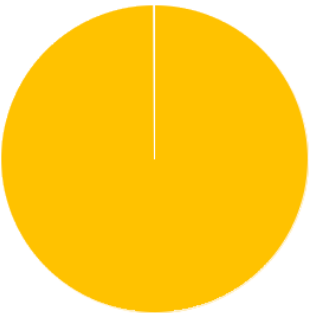


Race Numbers

Caucasian:	0
Black:	0
Hispanic:	0
Asian:	0
Indian:	0
Other:	0

Race information may not be available for all arrests reported.

Arrests By Age



Age Numbers

Minor:	1
18-25:	0
26-30:	0
31-40:	0
41-50:	0
51+:	0

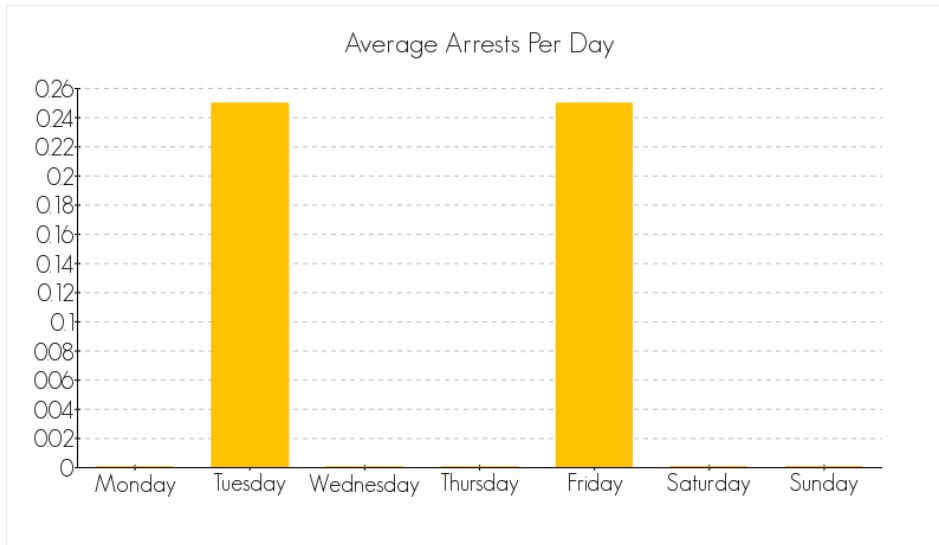
ARRESTS IN THE CITY OF OROVILLE FOR THE CRIME OF 'ALL OTHER FELONY OFFENSES (F)' FOR THE MONTH OF NOVEMBER 2014

The following are statistics for the crime of All Other Felony Offenses (F) reported in the month of November 2014.

Total Number of Arrests

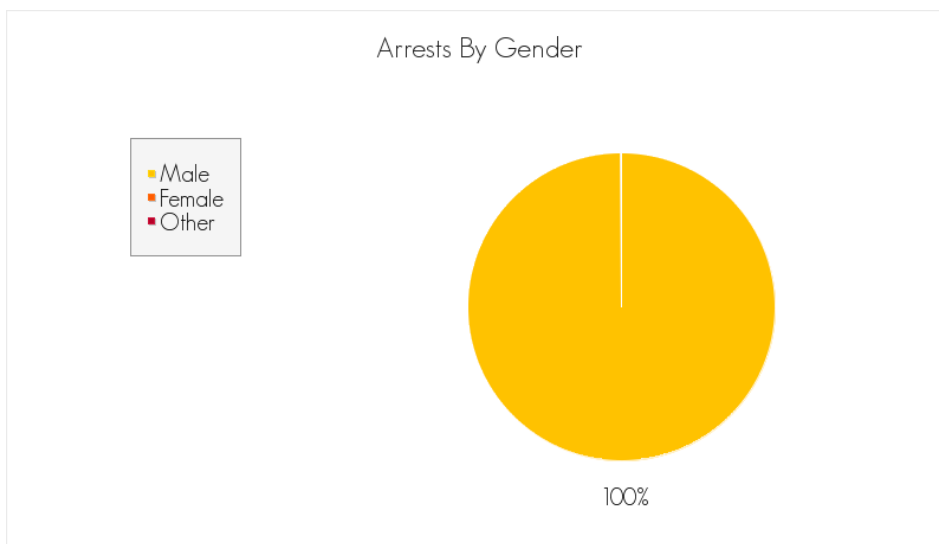
the month of November 2014: 2

Average Arrests by Day



Averaged over the month of November 2014

Arrests by Gender, Race, and Age



Gender Numbers

Male:	2
Female:	0
Other:	0

Gender information may not be available for all arrests reported.

Arrests By Race

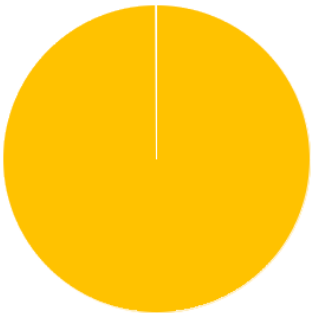


Race Numbers

Caucasian:	0
Black:	0
Hispanic:	0
Asian:	0
Indian:	0
Other:	0

Race information may not be available for all arrests reported.

Arrests By Age



100%

Age Numbers

Minor:	2
18-25:	0
26-30:	0
31-40:	0
41-50:	0
51+:	0

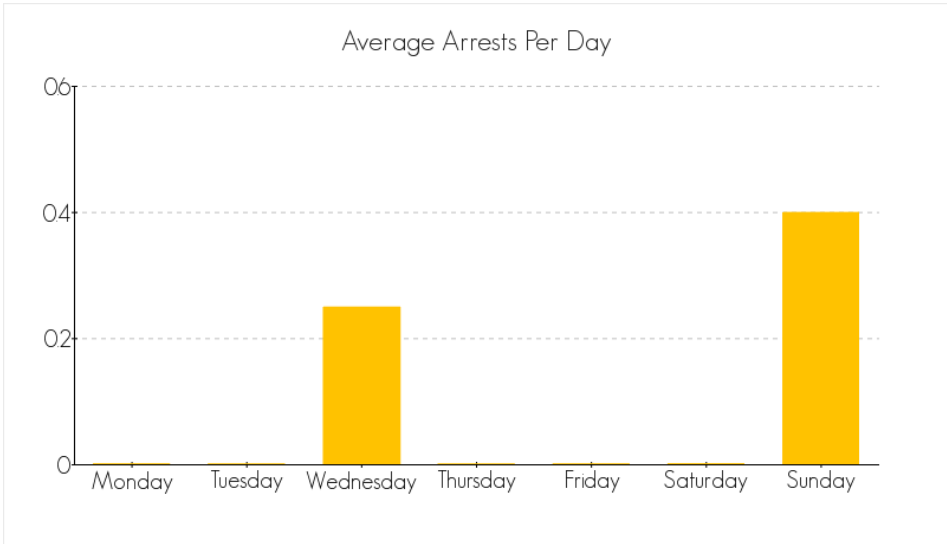
ARRESTS IN THE CITY OF OROVILLE FOR THE CRIME OF 'OTHER DRUGS (M)' FOR THE MONTH OF NOVEMBER 2014

The following are statistics for the crime of Other Drugs (M) reported in the month of November 2014.

Total Number of Arrests

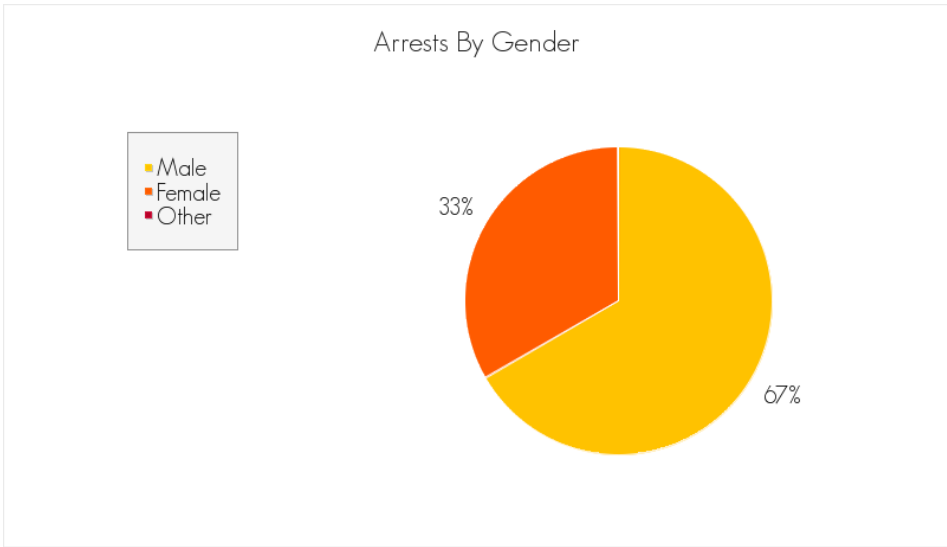
the month of November 2014: 3

Average Arrests by Day



Averaged over the month of November 2014

Arrests by Gender, Race, and Age



Gender Numbers

Male:	2
Female:	1
Other:	0

Gender information may not be available for all arrests reported.

Arrests By Race

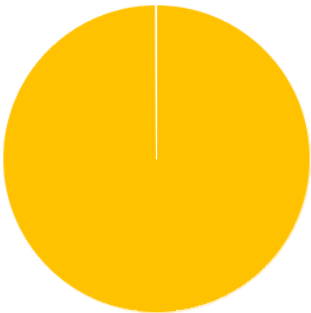


Race Numbers

Caucasian:	0
Black:	0
Hispanic:	0
Asian:	0
Indian:	0
Other:	0

Race information may not be available for all arrests reported.

Arrests By Age



100%

Age Numbers

Minor:	3
18-25:	0
26-30:	0
31-40:	0
41-50:	0
51+:	0

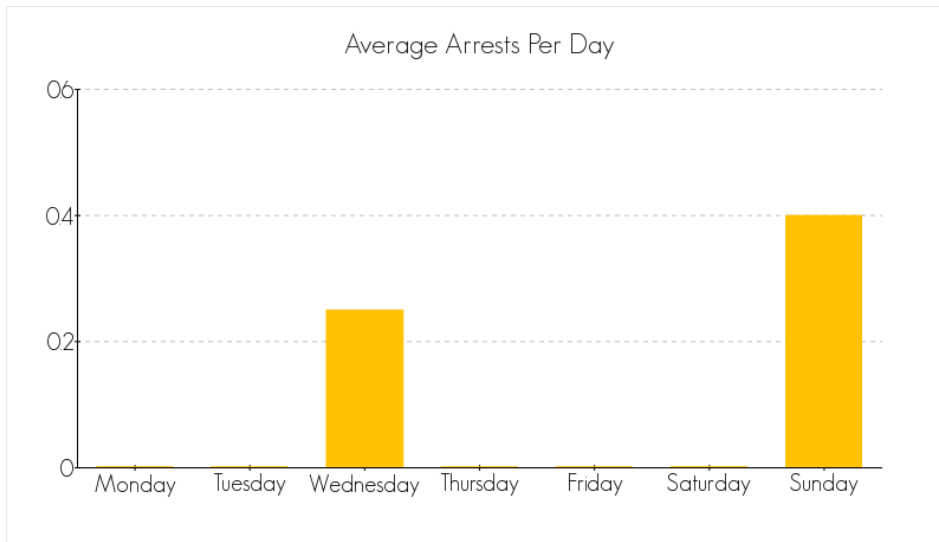
ARRESTS IN THE CITY OF OROVILLE FOR THE CRIME OF 'DRUNK (M)' FOR THE MONTH OF NOVEMBER 2014

The following are statistics for the crime of Drunk (M) reported in the month of November 2014.

Total Number of Arrests

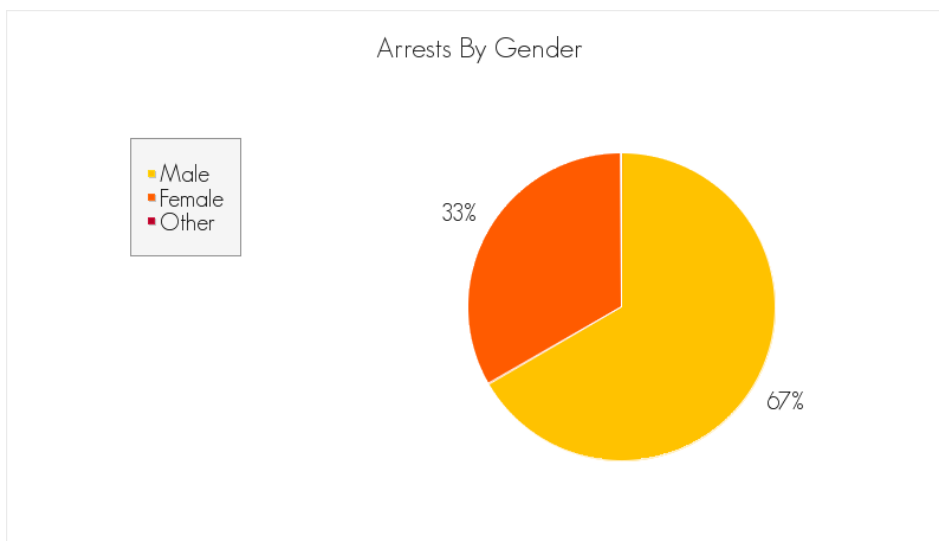
the month of November 2014: 3

Average Arrests by Day



Averaged over the month of November 2014

Arrests by Gender, Race, and Age



Gender Numbers

Male:	2
Female:	1
Other:	0

Gender information may not be available for all arrests reported.

Arrests By Race

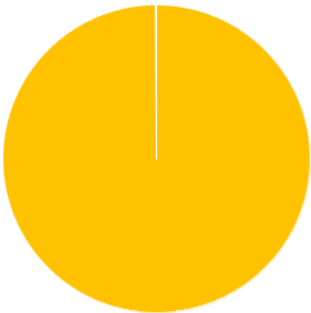


Race Numbers

Caucasian:	0
Black:	0
Hispanic:	0
Asian:	0
Indian:	0
Other:	0

Race information may not be available for all arrests reported.

Arrests By Age



Age Numbers

Minor:	3
18-25:	0
26-30:	0
31-40:	0
41-50:	0
51+:	0

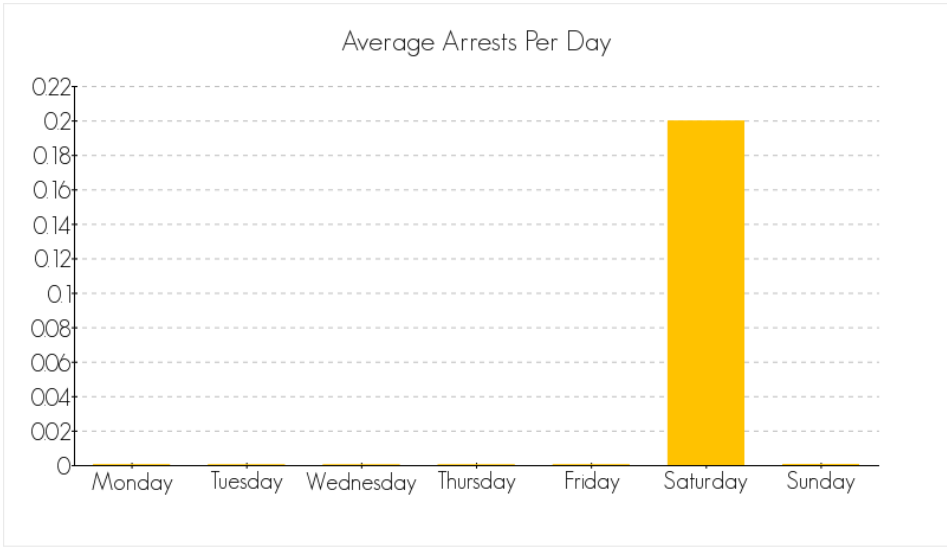
ARRESTS IN THE CITY OF OROVILLE FOR THE CRIME OF 'DRIVING UNDER THE INFLUENCE (M)' FOR THE MONTH OF NOVEMBER 2014

The following are statistics for the crime of Driving Under the Influence (M) reported in the month of November 2014.

Total Number of Arrests

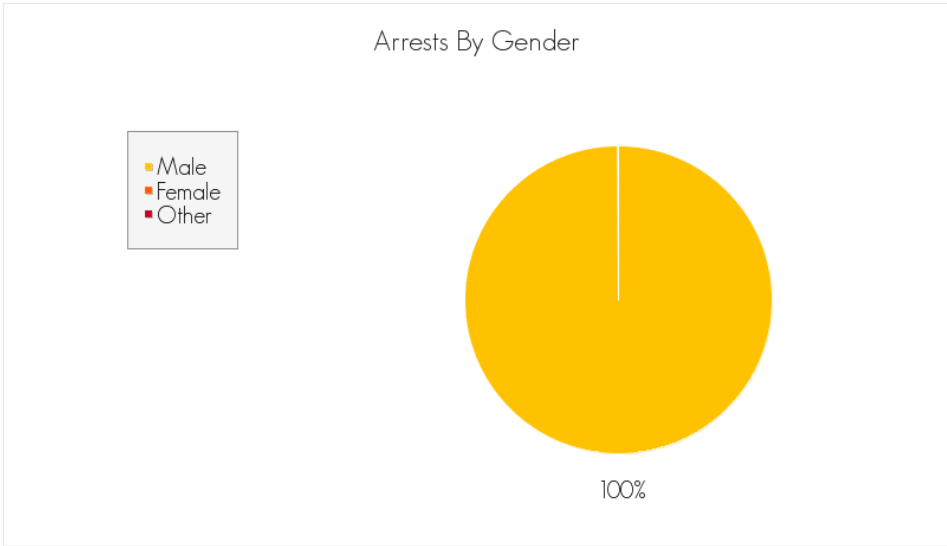
the month of November 2014: 1

Average Arrests by Day



Averaged over the month of November 2014

Arrests by Gender, Race, and Age



Gender Numbers

Male:	1
Female:	0
Other:	0

Gender information may not be available for all arrests reported.

Arrests By Race

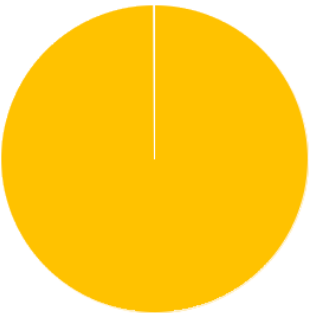


Race Numbers

Caucasian:	0
Black:	0
Hispanic:	0
Asian:	0
Indian:	0
Other:	0

Race information may not be available for all arrests reported.

Arrests By Age



Age Numbers

Minor:	1
18-25:	0
26-30:	0
31-40:	0
41-50:	0
51+:	0

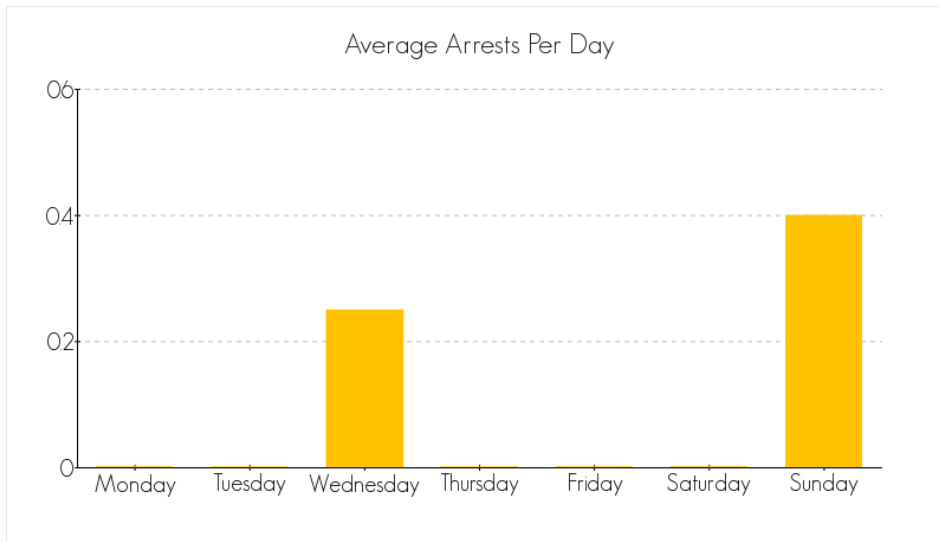
ARRESTS IN THE CITY OF OROVILLE FOR THE CRIME OF 'GLUE SNIFFING (M)' FOR THE MONTH OF NOVEMBER 2014

The following are statistics for the crime of Glue Sniffing (M) reported in the month of November 2014.

Total Number of Arrests

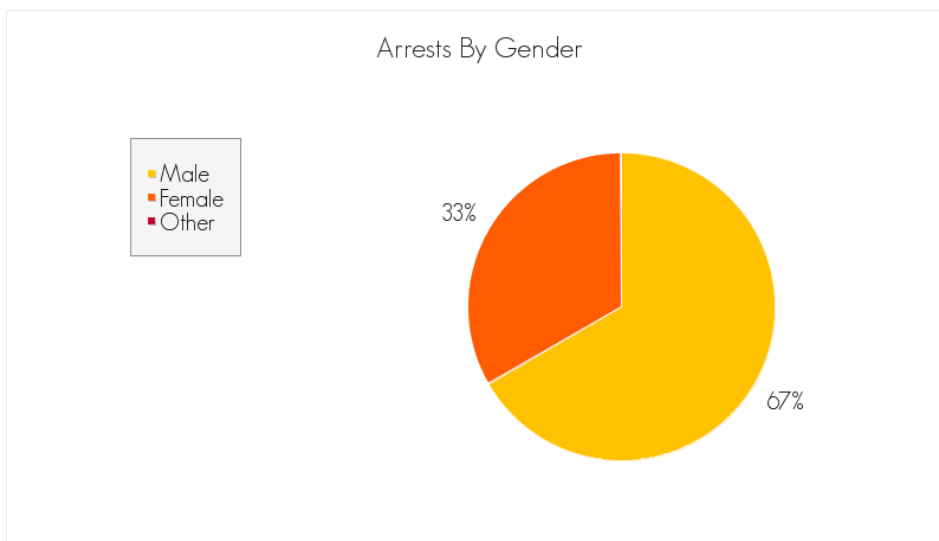
the month of November 2014: 3

Average Arrests by Day



Averaged over the month of November 2014

Arrests by Gender, Race, and Age



Gender Numbers

Male:	2
Female:	1
Other:	0

Gender information may not be available for all arrests reported.

Arrests By Race

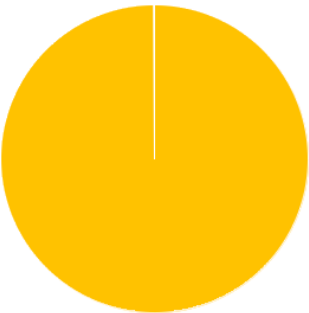


Race Numbers

Caucasian:	0
Black:	0
Hispanic:	0
Asian:	0
Indian:	0
Other:	0

Race information may not be available for all arrests reported.

Arrests By Age



100%

Age Numbers

Minor:	3
18-25:	0
26-30:	0
31-40:	0
41-50:	0
51+:	0

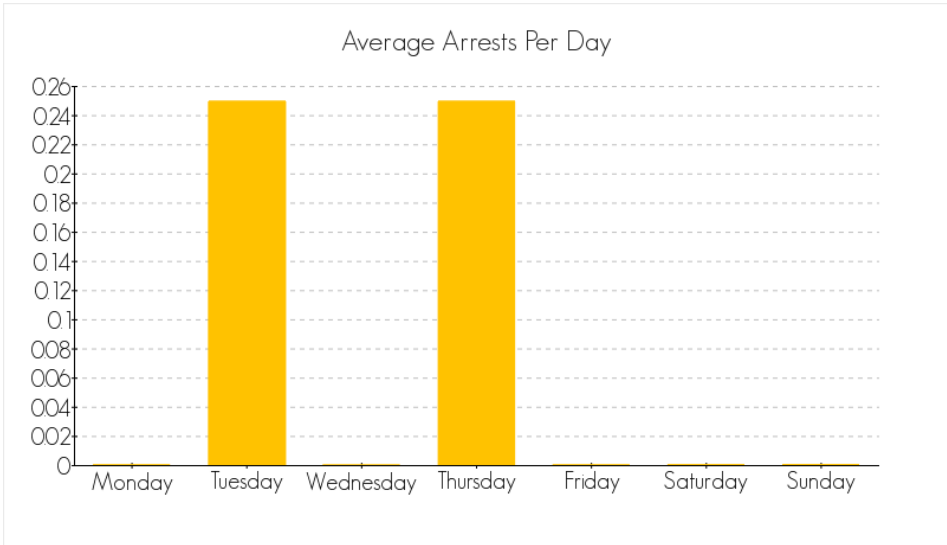
ARRESTS IN THE CITY OF OROVILLE FOR THE CRIME OF 'ALL OTHER MISDEMEANOR OFFENSES (M)' FOR THE MONTH OF NOVEMBER 2014

The following are statistics for the crime of All Other Misdemeanor Offenses (M) reported in the month of November 2014.

Total Number of Arrests

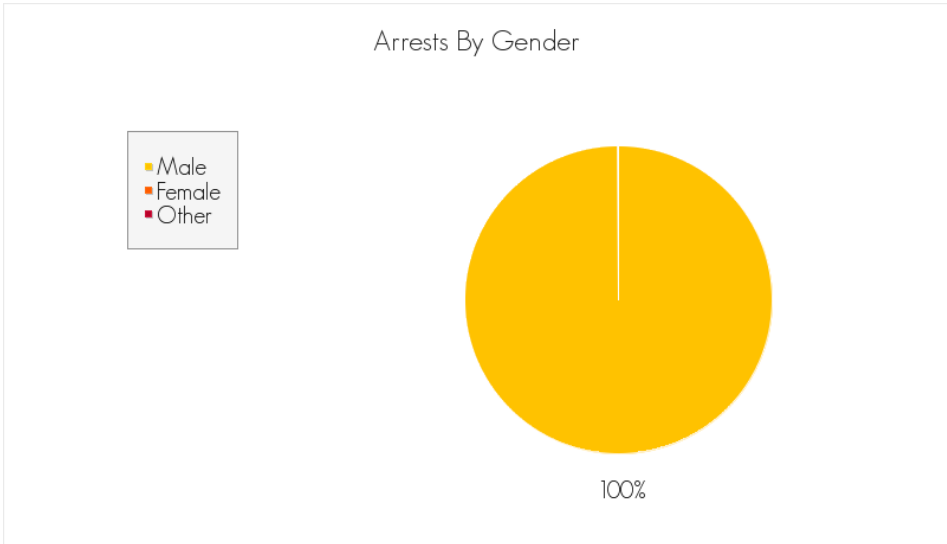
the month of November 2014: 2

Average Arrests by Day



Averaged over the month of November 2014

Arrests by Gender, Race, and Age



Gender Numbers

Male:	2
Female:	0
Other:	0

Gender information may not be available for all arrests reported.

Arrests By Race

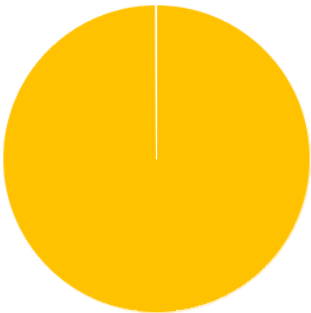


Race Numbers

Caucasian:	0
Black:	0
Hispanic:	0
Asian:	0
Indian:	0
Other:	0

Race information may not be available for all arrests reported.

Arrests By Age



100%

Age Numbers

Minor:	2
18-25:	0
26-30:	0
31-40:	0
41-50:	0
51+:	0

RECENT ARREST DATA FOR THE CITY OF OROVILLE

Arrest Category	November 2014	November 2014 - October 2014	November 2014 - September 2014
TOTAL ARRESTS	7	14	17

Arrests By Gender			
Arrest Category	November 2014	November 2014 - October 2014	November 2014 - September 2014
Male	6	11	14
Female	1	3	3
Other	0	0	0

* Gender information may not be available for all arrests reported.

Arrests By Race			
Arrest Category	November 2014	November 2014 - October 2014	November 2014 - September 2014
Caucasian	0	0	0
Black	0	0	0
Hispanic	0	0	0
Asian	0	0	0
Indian	0	0	0
Other	7	14	17

* Race information may not be available for all arrests reported.

Arrests By Age			
Arrest Category	November 2014	November 2014 - October 2014	November 2014 - September 2014
Minor	7	14	17
18-25	0	0	0
26-30	0	0	0
31-40	0	0	0
41-50	0	0	0
51+	0	0	0

Felony vs. Misdemeanor			
Arrest Category	November 2014	November 2014 - October 2014	November 2014 - September 2014
Felony	2	6	6
Misdemeanor	6	11	14
Other	1	1	1

* Arrests that have both felony and misdemeanor charges are accounted for in both arrest types.

Felony Charges			
Charge Category	November 2014	November 2014 - October 2014	November 2014 - September 2014
Homicide	0	0	0
Rape	0	0	0
Robbery	0	0	0
Assault	0	1	1
Kidnapping	0	0	0
Burglary	1	1	1
Theft	0	0	0
Motor Vehicle Theft	0	1	1
Forgery, Check, and Access Cards	0	0	0
Arson	0	0	0
Narcotic	0	0	0
Marijuana	0	0	0
Dangerous Drug	1	2	2
All Other Drug Offenses	0	0	0
Lewd or Lascivious	0	0	0
All Other Sex Offenses	0	0	0
Driving Under the Influence	0	0	0
Hit-and-Run	0	0	0
Weapons	0	0	0
Escape	0	0	0
Bookmaking	0	0	0

Felony Charges

Charge Category	November 2014	November 2014 - October 2014	November 2014 - September 2014
All Other Felony Offenses	2	5	5

Misdemeanor Charges

Charge Category	November 2014	November 2014 - October 2014	November 2014 - September 2014
Manslaughter	0	0	0
Assault and Battery	0	0	0
Burglary	0	0	0
Petty Theft	0	0	0
Checks and Access Cards	0	0	0
Marijuana	0	0	0
Other Drugs	3	6	7
Indecent Exposure	0	0	0
Annoying Children	0	0	0
Obscene Matter	0	0	0
Lewd Conduct	0	0	0
Prostitution	0	0	0
Contribute to Delinquency of Minor	0	0	0
Drunk	3	5	6
Liquor Laws	0	0	0
Disorderly Conduct	0	0	0
Disturbing the Peace	0	0	0
Malicious Mischief	0	0	0
Vandalism	0	0	0
Trespassing	0	1	1
Weapons	0	0	0
Driving Under the Influence	1	1	2
Glue Sniffing	3	5	6

Misdemeanor Charges			
Charge Category	November 2014	November 2014 - October 2014	November 2014 - September 2014
Hit-and-Run	0	0	0
Joy Riding	0	0	0
Selected Traffic Violations	0	0	0
Gambling	0	0	0
Nonsupport	0	0	0
All Other Misdemeanor Offenses	2	4	5

APPENDIX

Breakdown of Crimes

Felony-Level Offenses	
Homicide	128 187(a) 192(a) 192(b) 273ab(a) 18755(a)
Rape	220 220(a)(1) 220(a)(2) 220(b) 261(a)(1) 261(a)(2) 261(a)(3) 261(a)(4) 261(a)(4)(a) 261(a)(4)(b) 261(a)(4)(c) 261(a)(4)(d) 261(a)(5) 261(a)(6) 261(a)(7) 262(a)(1) 262(a)(2) 262(a)(3) 262(a)(4) 262(a)(5) 264(c)(1) 264(c)(2) 264.1(a) 264.1(b)(1) 264.1(b)(2) 266c 269(a)(1) 269(a)(2) 269(a)(3) 269(a)(4) 269(a)(5) 286(b)(1) 286(b)(2) 286(c)(1) 286(c)(2)(a) 286(c)(2)(b) 286(c)(2)(c) 286(c)(3) 286(d)(1) 286(e) 286(f) 286(f)(1) 286(f)(2)

Felony-Level Offenses	
	286(f)(3) 286(f)(4) 286(g) 286(h) 286(i) 286(j) 286(k) 288a(a) 288a(b)(1) 288a(b)(2) 288a(c)(1) 288a(c)(2)(a) 288a(c)(2)(b) 288a(c)(3) 288a(d) 288a(d)(1) 288a(d)(2) 288a(d)(3) 288a(e) 288a(f) 288a(f)(1) 288a(f)(2) 288a(f)(3) 288a(f)(4) 288a(g) 288a(h) 288a(i) 288a(j) 288a(k) 288.7(a) 288.7(b) 289(a)(1)(a) 289(a)(1)(b) 289(a)(1)(c) 289(a)(2) 289(b) 289(c) 289(d) 289(d)(1) 289(d)(2) 289(d)(3) 289(d)(4) 289(e) 289(f) 289(g) 289(h) 289(i) 289(j)
Robbery	211 212.5(a) 212.5(b) 212.5(c) 213(a)(1)(a) 213(a)(2)

Felony-Level Offenses	
	214 215(a)
Assault	69 71 76(a) 95.1 139(a) 140(a) 146e(b) 148(b) 148(c) 148(d) 148(d)(1) 148.1(a) 148.1(b) 148.1(c) 148.1(d) 148.3(b) 148.4(b)(1) 148.4(b)(2) 148.10(a) 149 151(a)(2) 186.26(a) 186.26(c) 203 205 206 217.1(a) 217.1(b) 218 218.1 219 219.1 219.2 220 222 241.1 241.4 241.7 242 243(c)(1) 243(c)(2) 243(d) 243.1 243.3 243.6 243.7 243.9(a) 244 244.5(b) 244.5(c) 245(a)(1) 245(a)(2)

Felony-Level Offenses	
	245(a)(3)
	245(a)(4)
	245(b)
	245(c)
	245(d)(1)
	245(d)(2)
	245(d)(3)
	245.2
	245.3
	245.5(a)
	245.5(b)
	245.5(c)
	246
	246.3(a)
	247(a)
	247(b)
	247.5
	273a(a)
	273ab(b)
	273d(a)
	273.5(a)
	273.5(f)(1)
	273.5(f)(2)
	347(a)(1)
	347(b)
	368(b)(1)
	375(a)
	375(d)
	401
	405a
	405b
	417(b)
	417(c)
	417.3
	417.6(a)
	417.8
	422(a)
	422.7(a)
	588a
	601(a)(1)
	601(a)(2)
	625c
	664/187(a)
	664/192(a)
	1768.8(b)
	1768.85(a)
	1808.4(d)
	4131.5
	4500
	4501
	4501.1(a)
	4501.5
	11412
	11413(a)
	11418(a)(1)

Felony-Level Offenses	
	11418(a)(2) 11418(b)(1) 11418(b)(2) 11418(b)(3) 11418(b)(4) 11418(c) 11418(d)(1) 11418(d)(2) 11418.1 11418.5(a) 11419(a) 12308 12309 15656(a) 18715(a)(1) 18715(a)(2) 18715(a)(3) 18715(a)(5) 18725(a) 18725(b) 18725(c) 18740 18755(b) 20110(a) 20110(b) 21464(c) 23110(b) 38318(b) 38318.5(b)
Kidnapping	157 207(a) 207(b) 207(c) 207(d) 208(b) 209(a) 209(b)(1) 209.5(a) 209.5(b) 210 278 278.5(a) 280(b) 4503
Burglary	459 460 460(a) 460(b) 461 461.1 461.2 463(a) 464

Felony-Level Offenses	
	664/459 664/460 664/460(a) 664/460(b)
Theft	72 115(a) 115.5(b) 116 117 134 154(b) 155(b) 155.5(b) 156 182(a)(4) 304 305 332(a) 334(a) 337.7 350(a) 350(a)(2) 350(b) 368(d) 368(e) 424(a)1 424(a)2 424(a)3 424(a)4 424(a)5 424(a)6 424(a)7 463(b) 474 481 481.1(a) 483.5(a) 484(a) 484(b) 484b 484c 484.1(a) 485 487(a) 487(b)(1)(a) 487(b)(2) 487(b)(3) 487(c) 487(d)(2) 487a(a) 487a(b) 487a(c) 487b 487d

Felony-Level Offenses

487e
487g
487h(a)
487i
487j
495
496(a)
496(b)
496(d)
496a(a)
496c
496d(a)
497
498(d)
499c(b)(1)
499c(b)(2)
499c(b)(3)
499c(b)(4)
499d
500
500(a)(1)
500(a)(2)
500(a)(3)
502(c)(1)(a)
502(c)(1)(b)
502(c)(2)
502(c)(4)
502(c)(5)
502(c)(6)
502(c)(7)
502.5
502.7(a)(1)
502.7(a)(2)
502.7(a)(3)
502.7(a)(4)
502.7(a)(5)
502.7(b)(1)
502.7(b)(2)
502.7(c)
502.7(d)
502.7(g)
502.8(b)
502.8(d)
502.8(e)
502.8(f)
503
504
504a
504b
505
506
506b
507
508
514

Felony-Level Offenses	
	528
	529(a)
	529(a)(1)
	529(a)(2)
	529(a)(3)
	529a
	530
	530.5(a)
	530.5(c)(2)
	530.5(c)(3)
	530.5(d)(1)
	530.5(d)(2)
	532(a)
	532a(1)
	532a(2)
	532a(3)
	532a(4)
	532f(a)(1)
	533
	534
	535
	537(a)(2)
	537(c)(2)
	537e(a)(3)
	538
	538.5
	548(a)
	549
	550(a)(1)
	550(a)(2)
	550(a)(3)
	550(a)(4)
	550(a)(5)
	550(a)(6)
	550(a)(7)
	550(a)(8)
	550(b)(1)
	550(b)(2)
	550(b)(3)
	560
	560.4
	566
	571(b)
	577
	578
	580
	581
	593d(b)
	620
	642
	648
	650
	666(a)
	666(b)
	750(a)

Felony-Level Offenses	
	892(a) 1695.6(b)(1) 1733 1778 1823 1871.4(a)(1) 1871.4(a)(2) 1871.4(a)(3) 1871.4(a)(4) 2101(a)(1) 2102(a) 2107 2108 2109 2110 2110.5 2114 2116(a) 2116(b) 2121 2255(b) 2945.4(a) 2945.4(g) 3215 3352 3361 3531 4463(a)(1) 4463(a)(2) 7027.3 7028.16 7051 10238.6(c) 10250.52 10752(a) 10752(b) 10801 10802 10803(a) 10803(b) 10855 10980(b) 10980(c)(2) 10980(d) 10980(g)(2) 11010(a) 11019(a) 11022(a) 11320 11482.5 11483 11483.5 11760(a) 11880(a) 14014(a)

Felony-Level Offenses	
	14025(a) 14107(b)(1) 14591(b)(1)(f)(2) 17410 17414(b) 17511.12(a) 17551(a) 17551(b) 18848 22430(a) 22753(a) 25110 25401 25540 25541 27443(a) 27443(b) 30475(b) 30480 31110 31201 31410 31411 44209 94319.14(b) 94320(f) 94320(g) 103800
Motor Vehicle Theft	487(d)(1) 666.5(a) 10851(a) 10851(b) 10851(e)
Forgery, Check, and Access Cards	113 114 470(a) 470(b) 470(c) 470(d) 470a 470b 471 472 475(a) 475(b) 475(c) 476 476a(a) 476a(b) 477 478 479 480(a)

Felony-Level Offenses	
	484e(a) 484e(b) 484e(d) 484f(a) 484f(b) 484g 484g(a) 484g(b) 484h(a) 484h(b) 484i(b) 484i(c) 617 10980(e)
Arson	451(a) 451(b) 451(c) 451(d) 451.5(a) 451.5(a)(1) 451.5(a)(2)(a) 451.5(a)(3) 452(a) 452(b) 452(c) 453(a) 454(a)(1) 454(a)(2) 455
Narcotic	11350(a) 11350(b) 11351 11351.5 11352(a) 11352(b) 11353(a) 11353(b) 11353(c) 11354(a)
Marijuana	11357(a) 11358 11359 11360(a) 11361(a) 11361(b)
Dangerous Drug	4060 11353.5 11353.7 11370.1(a) 11375(b) 11375(b)(1) 11377(a)

Felony-Level Offenses	
	11378 11378.5 11379(a) 11379(b) 11379.2 11379.5(a) 11379.5(b) 11380(a) 11550(e)
All Other Drug Offenses	4324(a) 4324(b) 4336(a) 11104(a) 11106(j) 11152 11153(a)(1) 11154(a) 11154(b) 11155 11156 11157 11162.5(a) 11166 11173(a) 11173(b) 11173(c) 11173(d) 11174 11355 11363 11364.7(b) 11366 11366.5(a) 11366.5(b) 11366.6 11366.7(b) 11366.8(a) 11366.8(b) 11368 11370.6(a) 11370.9(a) 11370.9(b) 11370.9(c) 11371 11371.1 11379.6(a) 11379.6(b) 11382 11383(a) 11383(b) 11383(c)(1) 11383(c)(2) 11383(f) 11383(g)

Felony-Level Offenses	
	11383.5(b)(1) 11383.5(e) 11383.7(a) 11383.7(b)(1) 11390 11391
Lewd or Lascivious	220 266j 288(a) 288(b)(1) 288(b)(2) 288(c)(1) 288(c)(2) 288.5(a)
All Other Sex Offenses	243.4(a) 243.4(b) 243.4(c) 243.4(d) 243.4(j) 261.5(a) 261.5(c) 261.5(d) 265 266 266a 266b 266d 266e 266f 266g 266h(a) 266h(b)(1) 266h(b)(2) 266i(a) 266i(a)(1) 266i(a)(2) 266i(a)(3) 266i(b)(1) 266i(b)(2) 267 285 288.2(a)(1) 288.2(a)(2) 288.2(b) 288.3 288.3(a) 288.4(a)(2) 288.4(b) 289.6(a) 289.6(a)(2) 290(b) 290.002 290.006

Felony-Level Offenses	
	290.010 290.011(a) 290.011(b) 290.011(c) 290.011(d) 290.011(f) 290.012(a) 290.012(b) 290.012(c) 290.013 290.014 290.015 290.018(b) 290.018(d) 290.018(f) 290.018(g) 311.1(a) 311.10(a) 311.11(a) 311.11(b) 311.11(c)(1) 311.11(c)(2) 311.2(a) 311.2(b) 311.2(c) 311.2(d) 311.3(a) 311.3(b)(1) 311.3(b)(2) 311.3(b)(3) 311.3(b)(4) 311.3(b)(5) 311.3(b)(6) 311.4(a) 311.4(b) 311.4(c) 311.5 311.7 313.1(a) 313.1(b) 313.1(c)(1) 313.1(c)(2) 314.1 647f 647.6(a)(1) 647.6(a)(2) 647.6(b) 647.6(c)(1) 647.6(c)(2) 729(a)
Driving Under the Influence	655(f) 23153(a) 23153(b) 23153(d)

Felony-Level Offenses	
	23153(e) 23153(f) 23550(a) 23550.5(a)
Hit-and-Run	20001(a) 20001(b)(1) 20001(b)(2)
Weapons	171b(a)(1) 171b(a)(2) 171b(a)(3) 171b(a)(4) 171b(a)(5) 171b(a)(6) 171c 171d(a) 171d(b) 186.28(a) 626.9(b) 626.9(d) 626.9(h) 626.9(i) 626.95(a) 626.10(a)(1) 626.10(b) 4502(a) 4574(a) 4574(b) 4502(b) 8101(a) 8101(b) 8103(a)(1) 8103(f)(1) 8103(i) 12761 18710(a) 18720 18730 19100 19200(a) 20310 20410 20510 20610 20710 20910 21110 21310 21810 22010 22210 22410 22810(a) 22810(c)

Felony-Level Offenses

22810(d)
22810(e)(1)
22810(g)(1)
22810(g)(2)
23900
24310
24410
24510
24610
24710
25100(a)
25300(a)
25400(a)(1)
25400(a)(2)
25400(a)(3)
25400(c)(1)
25400(c)(2)
25400(c)(3)
25400(c)(4)
25400(c)(5)
25400(c)(6)
25800(a)
25850(a)
25850(c)(1)
25850(c)(2)
25850(c)(3)
25850(c)(4)
25850(c)(5)
25850(c)(6)
26100(b)
26100(c)
26100(d)
27500(a)
27500(b)
27505(a)
27515
27520
27545
28210(a)(1)
29610
29650
29800(a)(1)
29800(b)
29805
29815(a)
29820(b)
29825(a)
29900(a)(1)
29900(b)(1)
30210(a)
30210(b)
30305(a)(1)
30315
30320
30600(a)

Felony-Level Offenses	
	30605(a) 30725(b) 31500 32310 32625(a) 32625(b) 32900 33210 33215 33410 33600
Escape	107 109 110 836.6(a) 836.6(b) 871(b) 1026.4(a) 1152(b) 1768.7(a) 1768.7(b) 2042 3002 4011.7 4530(a) 4530(b) 4530(c) 4532(a)(1) 4532(a)(2) 4532(b)(1) 4532(b)(2) 4533 4534 4535 4536(a) 4550.1 4550.2 7326
Bookmaking	337a.1 337a.2 337a.3 337a.4 337a.5 337a.6 337i

Misdemeanor-Level Offenses	
Manslaughter	191.5(b) 192(c)(1) 192(c)(2) 192.5(b) 192.5(c)

Misdemeanor-Level Offenses	
	192.5(d)
Assault and Battery	69 71 76(a) 140(a) 147 148(a)(1) 148(b) 148(d) 148.1(a) 148.10(a) 148.2.1 148.2.2 148.2.3 148.2.4 148.3(a) 148.4(a)(1) 148.4(a)(2) 149 151(a)(1) 218.1 219.2 219.3 240 241(a) 241(b) 241(c) 241.1 241.2(a) 241.3(a) 241.4 241.5(a) 241.6 242 243(a) 243(b) 243(c)(1) 243(c)(2) 243(d) 243(e)(1) 243.10(a) 243.2(a)(1) 243.25 243.3 243.35(a) 243.6 243.65(a) 243.8(a) 243.9(a) 244.5(b) 244.5(c) 245(a)(1) 245(a)(2) 245(a)(4)

Misdemeanor-Level Offenses	
	246 246.3(a) 246.3(b) 247.5 248 273a(a) 273a(b) 273d(a) 273.5(a) 273.5(f)(1) 273.5(f)(2) 368(b)(1) 368(c) 374c 375(a) 375(b) 383 402a 417(a)(1) 417(a)(2) 417(b) 417(c) 417.25(a) 417.26(a) 417.4 422(a) 422.6(a) 423.2(a) 423.2(b) 423.2(c) 423.2(d) 1768.85(a) 2652 11414(a) 11414(c) 11418.1 11418.5(a) 12680 15656(b) 20170(a)
Burglary	459 459.5 460(b)
Petty Theft	368(d) 368(e) 463(c) 484(a) 484(b) 484b 484.1(a) 485 487(a) 487(b)(2)

Misdemeanor-Level Offenses	
	487(b)(3) 487(c) 487a(a) 487a(b) 487a(c) 487c 487f 487i 487j 488 490 490.1(a) 490.5(a) 490.7(b)(1) 490.7(b)(2) 490.7(b)(3) 490.7(b)(4) 496c 499b(b) 502.5 530 530.5(a) 530.5(c)(1) 530.5(c)(2) 530.5(c)(3) 530.5(d)(1) 530.5(d)(2) 530.5(e) 532(a) 538 565 642 666(a) 666(b) 8726 22435.1 22435.2 22435.2(a) 22435.2(b) 22435.2(c) 22435.2(e) 22435.2(f) 22435.11(a) 22435.12 22753(a) 41950(a)
Checks and Access Cards	112(a) 470(a) 470(b) 470(d) 470a 472 475(a) 475(b)

Misdemeanor-Level Offenses	
	475(c) 476 476a(a) 476a(b) 484e(a) 484e(c) 484e(d) 484f(b) 484g 484g(a) 484g(b) 484h(a) 484h(b) 484i(a) 484i(c) 484j
Marijuana	11357(a) 11357(c) 11357(d) 11357(e) 11357.5 11360(b) 11362.77(a)
Other Drugs	377 379 647(f) 2241 2242.1(a) 2762(e) 2878.5(a) 4051 4059(a) 4060 4077(a) 4141 4142 4148 4149 4163 4323 4324(a) 4324(b) 4325(a) 4326(a) 4326(b) 4331(a) 4332 11100(g)(1) 11100(g)(2) 11100(g)(3) 11100.1(a) 11104(c) 11104.5

Misdemeanor-Level Offenses	
	11106(j) 11150 11151 11157 11159 11161(a) 11162.5(b) 11162.6(c) 11166 11170 11171 11172 11173(a) 11175 11180 11190 11207 11217 11350(a) 11350(b) 11352.1(b) 11355 11364.5(a) 11364.5(b) 11364.7(a) 11364.7(c) 11365(a) 11366 11368 11375(b)(2) 11375.5(a) 11377(a) 11377(b)(1) 11377(b)(2) 11382 11391 11473.5 11532(a) 11550(a) 11594 109575 109580
Indecent Exposure	314.1 314.2
Annoying Children	261.5(b) 261.5(c) 261.5(d) 286(b)(1) 288(c)(1) 288a(b)(1) 288.4(a)(1) 289(h) 647.6(a)(1)

Misdemeanor-Level Offenses	
	647.6(a)(2)
Obscene Matter	288.2(a)(1) 288.2(a)(2) 311.1(a) 311.10(a) 311.11(a) 311.11(c)(1) 311.11(c)(2) 311.2(a) 311.2(c) 311.3(a) 311.3(b) 311.3(b)(1) 311.3(b)(2) 311.3(b)(3) 311.3(b)(4) 311.3(b)(5) 311.3(b)(6) 311.4(a) 311.5 311.6 311.7 313.1(a) 313.1(b) 313.1(c)(1) 313.1(c)(2) 313.1(e)
Lewd Conduct	288(c)(2) 647(a) 647(d) 647(i) 647(j)(1) 647(j)(2) 647(j)(3)(a) 647(j)(4)(a) 647(l)(1) 647(l)(2) 653b(a)
Prostitution	266 315 316 647(b) 653.22(a) 653.23(a)(1) 653.23(a)(2) 25601
Contribute to Delinquency of Minor	272 272(a)(1) 272(b)(1) 273i(a)
Drunk	647(f)

Misdemeanor-Level Offenses	
Liquor Laws	172a 172b.1 172d.1 172g.1 172l 303 303a 307 347b 397 11200 23224(a) 23224(b) 23300 23301 25177 25351 25602(a) 25604 25606 25607(a) 25608 25609 25612.5(c)(3) 25631 25632 25657(a) 25657(b) 25658(a) 25658(b) 25658(c) 25659.5(a) 25659.5(c) 25659.5(d) 25660.5 25661(a) 25662(a) 25663(a) 25663(b) 25664 25665 120305
Disorderly Conduct	647(c) 647(e) 647(h) 647b 653b(a)
Disturbing the Peace	171f.2 302(a) 403 404(a) 404.6(a) 404.6(c)

Misdemeanor-Level Offenses	
	405 406 407 408 409 415(1) 415(2) 415(3) 415.5(a)(1) 415.5(a)(2) 415.5(a)(3) 416(a) 602.10 602.11(a) 626.2 626.4(d) 626.6(a) 626.7(a) 626.8(a)(1) 626.8(a)(2) 626.8(a)(3) 626.81(a) 626.85(a)(1) 640(d)(1) 653c(a) 653c(b) 653m(a) 653m(b) 653x(a) 727 9051
Malicious Mischief	625b(a) 10750(a) 10851.5 10852 10853 10854 28051 28051.5
Vandalism	422.6(b) 423.2(e) 423.2(f) 555.1 587a 587.1(a) 588b 590 591.5 592(a) 594(a)(1) 594(a)(2) 594(a)(3) 594(b)(1)

Misdemeanor-Level Offenses	
	594(b)(2)(a) 594(b)(2)(b) 594.3(a) 594.35(a) 594.4(a) 603 604 605.1 605.2 605.3 607 615 616 618 621 622 622 623(a) 623(a)(1) 640(d)(5) 640.5(b)(1) 640.5(c)(1) 640.8 11411(a) 11411(b) 11411(c) 11411(d) 23110(a) 27491.3 38318(a) 38319
Trespassing	171f.1 369g(a) 369i(a) 369i(b) 398 409.5(c) 554(a) 554(b) 554(c) 554(d) 554(e) 554(f) 554(g) 554(h) 554(i) 555 558 587b 593b 602 602(a) 602(b) 602(c)

Misdemeanor-Level Offenses	
	602(d) 602(e) 602(f) 602(g) 602(h)(1) 602(i) 602(j) 602(k) 602(l)(1) 602(l)(2) 602(l)(3) 602(l)(4) 602(m) 602(n) 602(o) 602(o)(1) 602(o)(2) 602(p) 602(q) 602(r) 602(s) 602(t)(1) 602(u)(1) 602(v)(1) 602.1(a) 602.1(b) 602.4 602.5 602.5(a) 602.5(b) 602.6 602.8(a) 627.2 627.7(a)(1) 627.8 1583 27174.2 32210 32211
Weapons	136.2(a)(7)(b)2 171b(a)(2) 171b(a)(4) 171b(a)(5) 171b(a)(6) 171d(a) 171d(b) 171.5(c)(1) 171.5(c)(2) 171.5(c)(3) 171.5(c)(4) 171.5(c)(5) 171.5(c)(6) 171.5(c)(7) 171.5(c)(8)

Misdemeanor-Level Offenses	
	171.5(c)(9) 171.5(c)(10) 171.5(c)(11) 171.5(c)(12) 186.28(a) 468 626.10(a)(1) 626.10(a)(2) 626.10(b) 626.10(i) 626.9(b) 626.95(a) 4574(c) 12761 17500 17505 17510(a)(1) 17510(a)(2) 17510(a)(3) 17512 18710(a) 19100 19200(a) 19910 19915 20010 20150(a) 20155 20310 20410 20510 20610 20710 20810(a) 20910 21110 21310 21510(a) 21510(b) 21510(c) 21710 21810 22010 22210 22410 22610(a) 22610(b) 22610(c)(1) 22610(d) 22615(a) 22615(b) 22810(b) 22810(c) 22810(d) 22810(e)(1)

Misdemeanor-Level Offenses

22810(e)(3)
22810(g)(1)
22815(a)
22900
22910(a)
23920
24310
24410
24510
24610
24710
25100(a)
25100(b)
25100(c)
25135
25200(a)
25200(b)
25400(a)(1)
25400(a)(2)
25400(a)(3)
25400(c)(5)
25400(c)(6)
25800(a)
25850(a)
25850(c)(5)
25850(c)(6)
26100(a)
26100(b)
26100(d)
26180(a)
26350(a)(2)
26400(a)
26500(a)
27500(b)
27505(a)
27515
27520
27545
28050
28210(a)(1)
29010(a)
29610
29650
29805
29815(a)
29820(b)
29825(a)
29825(b)
30210(a)
30210(b)
30300(a)(1)
30300(a)(3)
30305(a)(1)
30305(b)(1)
30306(a)

Misdemeanor-Level Offenses	
	30310(a) 30315 30605(a) 30610(a) 31500 31615(a)(1) 31620 32310 32900 33215 33600
Driving Under the Influence	655(b) 655(c) 655(e) 23152(a) 23152(b) 23152(c) 23152(d) 23152(e) 23152(f) 23153(a) 23153(b) 23153(e) 23153(f) 23247(a) 23247(b) 23247(c) 23247(d) 23247(e) 23546(a) 23550(a) 23550.5(a) 23573(i)
Glue Sniffing	380(a) 381(a) 381(b) 381b 381c(b) 647(f)
Hit-and-Run	20001(b)(1) 20001(b)(2) 20002(a)(1) 20002(a)(2) 20002(b)
Joy Riding	487(d)(1) 499b(a) 10851(a)
Selected Traffic Violations	23103(a) 23103(b) 23104(a) 23105(a)

Misdemeanor-Level Offenses	
	23109(a) 23109(b) 23109(c) 23109(d) 38316 38317 40508(a) 40508(b) 40508(c) 40519 42005(e)
Gambling	318 319 320 321 322 323 324 326 326.5(b) 326.5(n) 330 330a 330b(1) 330c 330.1 330.4 331 335 336 337s(b) 337.1 337.2 337.5 11300 19921(a) 19940 19941(a)(1)
Nonsupport	270 270a 270c 270.5(a) 270.6 271a